



Southwest Health and Human Services
 Board Agenda
 Wednesday, January 20, 2016
 Public Health Conference Rooms
 Government Center, 2nd Floor
 Marshall
 9:00 a.m.

HUMAN SERVICES

- A. Call to order
- B. Pledge of Allegiance
- C. Election of Officers
- D. Consent Agenda
 - 1. Amend/Approval of Agenda
 - 2. Identification of Conflict of Interest
 - 3. Approval of 12/16/15 board minutes

E. Financial

F. Caseload

	12/15	11/15	10/15
Social Service	3,610	3,594	3,571
Licensing	481	483	482
Out-of-Home Placements	169	166	163
Income Maintenance	12,860	12,531	12,199
Child Support Cases	3,347	3,348	3,371
Child Support Collections	\$841,689	\$822,720	\$808,837
Non IV-D Collections	\$44,857	\$50,034	\$118,146

G. Decision Items

- 1.

H. Discussion/Information

- 1. Child protection data – Mandy Holzapfel

COMMUNITY HEALTH

- I. Call to order
- J. Election of Officers
- K. Consent Agenda
 - 1. Amend/Approval of Agenda
 - 2. Identification of Conflict of Interest
 - 3. Approval of 12/16/15 board minutes
- L. Financial
- M. Caseload

	12/15	11/15	10/15
WIC		2363	2353
Family Home Visiting	75	65	83
PCA Assessments	19	15	20
Managed Care	246	228	209
Dental Varnishing	105	85	86
Refugee Health	47	20	22
Latent TB Medication Distribution	22	28	32
- N. Decision Items
 - 1.
- O. Discussion/Information
 - 1. MN Choices – Marie Meyers and Jenifer Klein

GOVERNING BOARD

- P. Call to order
- Q. Election of Officers
- R. Consent Agenda
 - 1. Amend/Approval of Agenda
 - 2. Identification of Conflict of Interest
 - 3. Approval of 12/16/15 board minutes
- S. Financial

GOVERNING BOARD (cont.)

- T. Employee Recognition
- Tammy Groen, 1 year, Social Worker (CPS), Luverne
 - Elaine Ladwig, 1 year, Social Worker, Marshall
 - Becky Sietsema, 10 years, Social Worker, Pipestone
 - Corey Remiger, 10 years, Eligibility Worker, Redwood Falls
 - Amber Groen, 20 years, Social Worker, Marshall
- U. Decision Items
1. Tammy Groen, Social Worker (CPS), completion of 12 month probationary period, 1% salary increase (per labor agreement), effective 01/20/16
 2. Megan Gullickson, CIRCLE Coordinator, completion of 6 month probationary period, no salary increase, effective 01/20/16
 3. Dawn Anderson, Case Aide, completion of 6 month probationary period, no salary increase, effective 01/27/16
 4. Tasha Kuehn, Office Support Specialist, completion of 12 month probationary period, 1% salary increase (per labor agreement), effective 02/09/16
 5. Brittany Schwagel, Social Worker (CPS), probationary appointment (12 months), \$40,660.00 annual, effective 01/19/16
 6. Chrissy Archbold, Public Health Nurse, resignation, effective 01/20/16
 7. Emilie Potter, leave without pay request
 8. Request for Social Workers (1 – child protection, 2 – MN Choices)
 9. Request for Public Health Nurse (MN Choices)
 10. Request to refill vacant positions for 2016
 11. Contracts
 12. Agency vehicles – Wong Nystrom, Enterprise Fleet Management 9:45 a.m.
 13. Redwood server quote
 14. Letter of Engagement – 2015 audit
 15. Legal Counsel representation for 2016
- V. Discussion/Information
1. Workers' Compensation – Certificate of Excellence
 2. HR report
- W. Adjournment

Next Meeting Dates:

- **Wednesday, February 17, 2016 – Marshall**
- **Wednesday March 16, 2016 – Marshall**
- **Wednesday, April 20, 2016 – Marshall**

SOUTHWEST HEALTH & HUMAN SERVICES

Ivanhoe, Marshall, Slayton, Pipestone, Redwood and Luverne Offices

SUMMARY OF FINANCIAL ACCOUNTS REPORT

For the Month Ending: **December 31, 2015**

*** Income Maintenance * Social Services * Information Technology * Health ***

Description	Month	Running Balance
BEGINNING BALANCE		\$2,005,456
RECEIPTS		
Monthly Receipts	1,345,461	
County Contribution	3,743,639	
Interest on Investments	4,912	
TOTAL MONTHLY RECEIPTS		5,094,012
DISBURSEMENTS		
Monthly Disbursements	2,588,215	
TOTAL MONTHLY DISBURSEMENTS		2,588,215
ENDING BALANCE		\$4,511,253


REVENUE

<i>Checking/Money Market</i>	\$4,511,253
<i>CD's/Bonds</i>	\$1,800,000
<i>Magic Fund</i>	\$0

**Average Balance
last two years
\$7,180,771**

ENDING BALANCE **\$6,311,253**

REVENUE DESIGNATION



Checking/Money Market
 CD's/Bonds
 Magic Fund

Southwest Health and Human Services



KJD 1/7/16 6:08PM

Treasurer's Cash Trial Balance As of 12/2015

Page 2

<u>Fund</u>	<u>Beginning Balance</u>	<u>This Month</u>	<u>YTD</u>	<u>Current Balance</u>
1 Health Services Fund	1,613,823.07			
Receipts		316,081.22	3,372,564.53	
Disbursements		50,705.73-	1,034,318.36-	
Payroll		197,531.39-	2,488,192.43-	
Journal Entries		43,376.56-	28,414.06-	
Fund Total		24,467.54	178,360.32-	1,435,462.75
5 Human Services Fund				
410 General Administration	791,336.93			
Receipts		45,521.39	546,308.61	
Disbursements		45,248.45-	539,825.33-	
Payroll		16,677.12-	158,958.88-	
Journal Entries		245,800.53-	286,742.34-	
Dept Total		262,204.71-	439,217.94-	352,118.99
420 Income Maintenance	2,562,473.99-			
Receipts		1,048,148.84	6,890,246.91	
Disbursements		285,741.32-	3,775,369.45-	
Payroll		333,992.18-	4,281,891.12-	
Journal Entries		0.00	33,915.00	
Dept Total		428,415.34	1,133,098.66-	3,695,572.65-
431 Social Services	7,755,565.16			
Receipts		3,482,238.15	16,229,609.39	
Disbursements		96,827.25-	1,490,879.50-	
SSIS		709,616.90-	7,378,265.73-	
Payroll		545,826.52-	6,800,678.40-	
Journal Entries		0.00	50,872.50	
Dept Total		2,129,967.48	610,658.26	8,366,223.42
5 Human Services Fund	1,794,967.25-			
461 Information Systems				
Receipts		7,834.10	66,428.31	

Southwest Health and Human Services




KJD
1/7/16

6:08PM

Treasurer's Cash Trial Balance As of 12/2015

<u>Fund</u>	<u>Beginning Balance</u>	<u>This Month</u>	<u>YTD</u>	<u>Current Balance</u>
5				
Human Services Fund	471	LCTS Collaborative Agency		
	0.00			
Receipts		0.00	54,006.00	
Journal Entries		0.00	54,006.00-	
Dept Total		0.00	0.00	0.00
Fund Total	4,189,460.85	2,275,879.65	1,202,076.72-	2,987,384.13
61				
Agency Health Insurance	52,721.51			0.00
Receipts		194,188.00	2,679,641.83	
Disbursements		262,341.23-	3,062,482.24-	
Journal Entries		289,177.09	330,118.90	
Fund Total		221,023.86	52,721.51-	0.00
71				
LCTS Lyon Murray Collaborative Fund	471	LCTS Collaborative Agency		
	137,922.21			
Receipts		0.00	600.00	
Disbursements		8,750.00-	133,736.60-	
Journal Entries		0.00	24,202.00	
Dept Total		8,750.00-	108,934.60-	28,987.61
Fund Total	137,922.21	8,750.00-	108,934.60-	28,987.61
73				
LCTS Rock Pipestone Collaborative Fund	471	LCTS Collaborative Agency		
	70,596.26			
Receipts		0.00	1,730.00	
Disbursements		6,000.00-	47,036.05-	
Journal Entries		0.00	10,409.00	
Dept Total		6,000.00-	34,897.05-	35,699.21

Southwest Health and Human Services



KJD 1/7/16 6:08PM

As of 12/2015

Treasurer's Cash Trial Balance

<u>Fund</u>	<u>Beginning Balance</u>	<u>This Month</u>	<u>YTD</u>	<u>Current Balance</u>
Fund Total	70,596.26	6,000.00-	34,897.05-	35,699.21
75 Redwood LCTS Collaborative	84,241.34			
Receipts		0.00	41,395.00	
Disbursements		700.00-	122,614.35-	
Journal Entries		0.00	19,395.00	
Dept Total		700.00-	61,824.35-	22,416.99
Fund Total	84,241.34	700.00-	61,824.35-	22,416.99
77 Local Advisory Council				
Disbursements	1,772.99	124.20-	471.61-	1,301.38
Dept Total		124.20-	471.61-	
Fund Total	1,772.99	124.20-	471.61-	1,301.38
All Funds	6,150,538.23			
Receipts		5,094,011.70	29,882,530.58	
Disbursements		758,995.56-	10,223,887.27-	
SSIS		709,616.90-	7,378,265.73-	
Payroll		1,119,602.39-	14,019,413.74-	
Journal Entries		0.00	99,750.00	
Total		2,505,796.85	1,639,286.16-	4,511,252.07

Southwest Health and Human Services



KJD
1/7/16 6:09PM
1 Health Services Fund

Trial Balance
As of 12/2015
Report Basis: Cash

<u>Account</u>	<u>Beginning Balance</u>	<u>Actual This-Month</u>	<u>Actual Year-To-Date</u>	<u>Current Balance</u>
-----Assets-----				
1001 Cash in Bank - Checking	1,613,823.07	24,467.54	178,360.32-	1,435,462.75
1090 Investments	334,962.50	0.00	14,962.50-	320,000.00
Total Assets	1,948,785.57	24,467.54	193,322.82-	1,755,462.75
---- Liabilities and Balance-----				
Liabilities				
Total Liabilities	0.00	0.00	0.00	0.00
Fund Balance				
2881 Unassigned Fund Balance	1,948,785.57-	0.00	0.00	1,948,785.57-
2885 Revenue Control	0.00	316,081.22-	3,357,291.19-	3,357,291.19-
2887 Expenditure Control	0.00	291,613.68	3,550,614.01	3,550,614.01
Total Fund Balance	1,948,785.57-	24,467.54-	193,322.82	1,755,462.75-
Total Liabilities and Balance	1,948,785.57-	24,467.54-	193,322.82	1,755,462.75-
-----Assets-----				
Total Assets	0.00	0.00	0.00	0.00
--- Liabilities and Balance-----				
Liabilities				
Total Liabilities	0.00	0.00	0.00	0.00
Total Liabilities and Balance	0.00	0.00	0.00	0.00
1 Health Services Fund				

Southwest Health and Human Services



KJD
1/7/16 6:09PM

5 Human Services Fund

Trial Balance
As of 12/2015

Report Basis: Cash

<u>Account</u>	<u>Beginning Balance</u>	<u>This- Month</u>	<u>Actual Year- To- Date</u>	<u>Current Balance</u>
410 General Administration				
1001 Cash In Bank - Checking	791,336.93	262,204.71-	439,217.94-	352,118.99
Total Assets	791,336.93	262,204.71-	439,217.94-	352,118.99
--- Liabilities and Balance----				
2088 Due to Fiduciary Funds	40,941.81-	0.00	40,941.81	0.00
2090 Due To Flexible Plan Employees	2,028.02	21.64	428.06-	1,599.96
Total Liabilities	38,913.79-	21.64	40,513.75	1,599.96
Fund Balance	752,423.14-	0.00	0.00	752,423.14-
2881 Unassigned Fund Balance	0.00	262,183.07	398,704.19	398,704.19
2887 Expenditure Control	752,423.14-	262,183.07	398,704.19	353,718.95-
Total Liabilities and Balance	791,336.93-	262,204.71	439,217.94	352,118.99-
420 Income Maintenance				
1001 Cash In Bank - Checking	2,562,473.99-	428,415.34	1,133,098.66-	3,695,572.65-
1090 Investments	625,915.00	0.00	33,915.00-	592,000.00
Total Assets	1,936,558.99-	428,415.34	1,167,013.66-	3,103,572.65-
--- Liabilities and Balance----				
2881 Unassigned Fund Balance	1,936,558.99	0.00	0.00	1,936,558.99
2885 Revenue Control	0.00	1,046,452.16-	6,776,312.75-	6,776,312.75-
2887 Expenditure Control	0.00	618,036.82	7,943,326.41	7,943,326.41
Total Fund Balance	1,936,558.99	428,415.34-	1,167,013.66	3,103,572.65
Total Liabilities and Balance	1,936,558.99	428,415.34-	1,167,013.66	3,103,572.65
431 Social Services				

----- Assets-----

Southwest Health and Human Services



KJD
1/7/16 6:09PM

Trial Balance
As of 12/2015

Report Basis: Cash

5 Human Services Fund

Account	Beginning Balance	Actual This- Month	Actual Year- To- Date	Current Balance
1001 Cash In Bank - Checking	7,755,565.16	2,129,967.48	610,658.26	8,366,223.42
1090 Investments	938,872.50	0.00	50,872.50	888,000.00
1205 County Advances - MFP (Chippewa Cty)	80,749.47	0.00	0.00	80,749.47
Total Assets	8,775,187.13	2,129,967.48	559,785.76	9,334,972.89
--- Liabilities and Balance- Liabilities				
Total Liabilities	0.00	0.00	0.00	0.00
Fund Balance				
2881 Unassigned Fund Balance	8,775,187.13	0.00	0.00	8,775,187.13
2885 Revenue Control	0.00	3,450,777.09	15,855,811.29	15,855,811.29
2887 Expenditure Control	0.00	1,320,809.61	15,296,025.53	15,296,025.53
Total Fund Balance	8,775,187.13	2,129,967.48	559,785.76	9,334,972.89
Total Liabilities and Balance	8,775,187.13	2,129,967.48	559,785.76	9,334,972.89

461 Information Systems

Account	Beginning Balance	Actual This- Month	Actual Year- To- Date	Current Balance
1001 Cash In Bank - Checking	1,794,967.25	20,298.46	240,418.38	2,035,385.63
Total Assets	1,794,967.25	20,298.46	240,418.38	2,035,385.63
--- Liabilities and Balance- Liabilities				
Total Liabilities	0.00	0.00	0.00	0.00
Fund Balance				
2881 Unassigned Fund Balance	1,794,967.25	0.00	0.00	1,794,967.25
2885 Revenue Control	0.00	7,834.10	66,398.31	66,398.31
2887 Expenditure Control	0.00	28,132.56	306,816.69	306,816.69
Total Fund Balance	1,794,967.25	20,298.46	240,418.38	2,035,385.63
Total Liabilities and Balance	1,794,967.25	20,298.46	240,418.38	2,035,385.63

471 LCTS Collaborative Agency

Account	Beginning Balance	Actual This- Month	Actual Year- To- Date	Current Balance
Total Assets	0.00	0.00	0.00	0.00
--- Liabilities and Balance- Liabilities				
Total Liabilities	0.00	0.00	0.00	0.00

Southwest Health and Human Services



KJD
1/7/16 6:09PM

RM- Stmt of Revenues & Expenditures

As Of 12/2015 Report Basis: Cash

DESCRIPTION	CURRENT MONTH	YEAR TO- DATE	2015 BUDGET	% OF BUDG	% OF YEAR
FUND 1 HEALTH SERVICES FUND					
REVENUES					
CONTRIBUTIONS FROM COUNTIES	0.00	763,420.00-	763,420.00-	100	100
INTERGOVERNMENTAL REVENUES	40,551.26-	225,952.01-	336,450.00-	67	100
STATE REVENUES	62,271.97-	856,707.27-	813,453.00-	105	100
FEDERAL REVENUES	148,157.30-	1,021,119.08-	965,792.00-	106	100
FEES	63,733.07-	464,849.02-	487,199.00-	95	100
EARNINGS ON INVESTMENTS	774.65-	14,673.79-	1,200.00-	1,223	100
MISCELLANEOUS REVENUES	592.97-	10,570.02-	0.00	0	100
TOTAL REVENUES	316,081.22-	3,357,291.19-	3,367,514.00-	100	100
EXPENDITURES					
PROGRAM EXPENDITURES	0.00	8,154.56	0.00	0	100
PAYROLL AND BENEFITS	197,531.39	2,488,192.43	2,567,555.00	97	100
OTHER EXPENDITURES	94,082.29	1,054,267.02	799,959.00	132	100
TOTAL EXPENDITURES	291,613.68	3,550,614.01	3,367,514.00	105	100

Southwest Health and Human Services



1/7/16 6:09PM

RM- Stmt of Revenues & Expenditures

Page 3

As Of 12/2015 Report Basis: Cash

DESCRIPTION	CURRENT MONTH	YEAR TO- DATE	2015 BUDGET	% OF BUDG	% OF YEAR
FUND 5 HUMAN SERVICES FUND					
REVENUES					
CONTRIBUTIONS FROM COUNTIES	3,743,639.33-	9,134,048.67-	9,179,271.00-	100	100
INTERGOVERNMENTAL REVENUES	7,516.46-	43,861.12-	36,804.00-	119	100
STATE REVENUES	176,325.36-	4,141,370.69-	3,914,232.00-	106	100
FEDERAL REVENUES	338,474.08-	6,304,126.18-	6,821,224.00-	92	100
FEES	166,415.30-	1,866,037.37-	1,751,000.00-	107	100
EARNINGS ON INVESTMENTS	4,137.10-	29,835.91-	15,000.00-	199	100
MISCELLANEOUS REVENUES	68,555.72-	1,179,242.41-	1,210,423.00-	97	100
TOTAL REVENUES	4,505,063.35-	22,698,522.35-	22,927,954.00-	99	100
EXPENDITURES					
PROGRAM EXPENDITURES	862,395.70	9,464,884.23	8,659,766.00	109	100
PAYROLL AND BENEFITS	921,634.53	11,531,922.73	11,929,861.00	97	100
OTHER EXPENDITURES	445,131.83	2,948,065.86	2,338,327.00	126	100
TOTAL EXPENDITURES	2,229,162.06	23,944,872.82	22,927,954.00	104	100

Southwest Health and Human Services



KJD
1/7/16 6:09PM

Revenues & Expend by Prog,Dept,Fund

Report Basis: Cash

Element	Description	Account Number	Current Month	Year-To-Date	Budget	% of Bdgt	% of Year
510 PROGRAM	SHIP		41,918.41-	292,266.09-	270,000.00-	108	100
			18,675.54	334,417.00	270,265.00	124	100
			23,242.87-	42,150.91	265.00	15,906	100
530 PROGRAM	Cleanway Grant		0.00	149,374.56-	150,000.00-	100	100
			7,343.98	97,947.91	143,031.00	68	100
			7,343.98	51,426.65-	6,969.00-	738	100
900 PROGRAM	Emergency Preparedness		0.00	118,640.25-	110,000.00-	108	100
			9,379.41	119,554.06	120,597.00	99	100
			9,379.41	913.81	10,597.00	9	100
901 PROGRAM	Med Reserve Corps		0.00	3,500.00-	3,500.00-	100	100
			13.53	210.93	2,796.00	8	100
			13.53	3,289.07-	704.00-	467	100
483 DEPT	Health Education	Totals:	46,055.60-	666,284.28-	606,300.00-	110	100
			41,452.36	666,456.13	688,859.00	97	100
			4,603.24-	171.85	82,559.00	0	100
485 DEPT	Environmental Health		43,336.26-	141,525.89-	138,000.00-	103	100
800 PROGRAM	Environmental		12,783.11	149,875.57	161,721.00	93	100
			30,553.15-	8,349.68	23,721.00	35	100
820 PROGRAM	Healthy Homes Grant		0.00	18,579.84-	18,079.00-	103	100
			1,177.49	26,617.20	18,229.00	146	100
			1,177.49	8,037.36	150.00	5,358	100
485 DEPT	Environmental Health	Totals:	43,336.26-	160,105.73-	156,079.00-	103	100
			13,960.60	176,492.77	179,950.00	98	100
			29,375.66-	16,387.04	23,871.00	69	100
1 FUND	Health Services Fund	Totals:	316,081.22-	3,357,291.19-	3,367,514.00-	100	100
			291,613.68	3,550,614.01	3,367,514.00	105	100
			24,467.54-	193,322.82	0.00	0	100

Southwest Health and Human Services



KJD
1/7/16 6:09PM

Revenues & Expend by Prog,Dept,Fund

Report Basis: Cash

Element	Description	Account Number	Revenue	Current Month	Year-To-Date	Budget	% of Bdgt	% of Year
750 PROGRAM	Developmental Disabilities			56,071.18-	680,543.93-	688,008.00-	99	100
			Expend.	31,039.35	375,613.42	408,451.00	92	100
			Net	25,031.83-	304,930.51-	279,557.00-	109	100
760 PROGRAM	Adult Services			94,462.19-	1,118,917.36-	1,027,000.00-	109	100
			Expend.	5,902.58	124,478.27	144,000.00	86	100
			Net	88,559.61-	994,439.09-	883,000.00-	113	100
765 PROGRAM	Adults Waivers			15,380.64-	396,349.67-	410,000.00-	97	100
			Expend.	8,721.19	56,754.50	27,000.00	210	100
			Net	6,659.45-	339,595.17-	383,000.00-	89	100
431 DEPT	Social Services	Totals:		3,450,777.09-	15,855,811.29-	13,849,900.00-	114	100
			Expend.	1,320,809.61	15,296,025.53	15,073,771.00	101	100
			Net	2,129,967.48-	559,785.76-	1,223,871.00	46-	100
461 DEPT	Information Systems			7,834.10-	66,398.31-	78,500.00-	85	100
0 PROGRAM	...			28,132.56	306,816.69	350,215.00	88	100
			Net	20,298.46	240,418.38	271,715.00	88	100
461 DEPT	Information Systems	Totals:		7,834.10-	66,398.31-	78,500.00-	85	100
			Expend.	28,132.56	306,816.69	350,215.00	88	100
			Net	20,298.46	240,418.38	271,715.00	88	100
5 FUND	Human Services Fund	Totals:		4,505,063.35-	22,698,522.35-	22,927,954.00-	99	100
			Expend.	2,229,162.06	23,944,872.82	22,927,954.00	104	100
			Net	2,275,901.29-	1,246,350.47	0.00	0	100
FINAL TOTALS	991 Accounts			4,821,144.57-	26,055,813.54-	26,295,468.00-	99	100
			Expend.	2,520,775.74	27,495,486.83	26,295,468.00	105	100
			Net	2,300,368.83-	1,439,673.29	0.00	0	100

SOUTHWEST HEALTH AND HUMAN SERVICES CHECK REGISTER**DECEMBER 2015**

DATE	RECEIPT or CHECK #	DESCRIPTION	+ DEPOSITS	-DISBURSEMENTS	BALANCE
	BALANCE FORWARD				2,005,455.22
12/1/15	15943-15948	Dep	1,171,617.38		3,177,072.60
12/2/15	9370	Disb		7,821.74	3,169,250.86
12/4/15	15949-16025	Dep	2,240,635.60		5,409,886.46
12/7/15	62619-62648	Disb		7,013.30	5,402,873.16
12/7/15	62649-62765	Disb		217,790.79	5,185,082.37
12/7/15	1221-1236 ACH	Disb		1,473.17	5,183,609.20
12/7/15	9371	Disb		39,735.93	5,143,873.27
12/8/15	16026-16077	Dep	105,040.52		5,248,913.79
12/10/15	9372	Disb		64,733.63	5,184,180.16
12/11/15	7069-7085	PAYROLL		124,898.11	5,059,282.05
12/11/15	34666-34906 ACH	PAYROLL		434,972.53	4,624,309.52
12/11/15	16078-16126,16131,16133, 16135,16137, 16139-16140,16142	Dep	254,905.96		4,879,215.48
12/14/15	62766-62813	Disb		7,581.63	4,871,633.85
12/14/15	1237-1237 ACH	Disb		205.60	4,871,428.25
12/14/15	62814-62958	Disb		329,921.52	4,541,506.73
12/14/15	1238-1256 ACH	Disb		2,273.10	4,539,233.63
12/14/15	9373	Disb		34,168.60	4,505,065.03
12/15/15	16127-16130,16132,16134, 16136,16138,16141,16150- 16185	Dep	634,924.94		5,139,989.97
12/16/15	9374	Disb		7,821.85	5,132,168.12
12/18/15	62959-63051	Disb		10,070.40	5,122,097.72
12/18/15	63052-63268	Disb		90,895.95	5,031,201.77
12/18/15	1257-1260 ACH	Disb		2,227.92	5,028,973.85
12/21/15	63269-63340	Disb		10,801.25	5,018,172.60
12/21/15	63341-63431	Disb		166,600.58	4,851,572.02
12/21/15	1261-1268 ACH	Disb		1,069.88	4,850,502.14
12/18/15	16186-16256	Dep	106,656.46		4,957,158.60
12/21/15	9375	Disb		68,667.51	4,888,491.09
12/22/15	16257-16306	Dep	156,242.54		5,044,733.63
12/23/15	9376	Disb		912.45	5,043,821.18
12/24/15	7086-7108	PAYROLL		125,910.18	4,917,911.00
12/24/15	34907-35154 ACH	PAYROLL		433,821.57	4,484,089.43
12/28/15	63432-63492	Disb		9,423.75	4,474,665.68
12/28/15	63493-63559	Disb		121,142.23	4,353,523.45
12/28/15	1269-1274	Disb		426.28	4,353,097.17
12/24/15	16307-16327	Dep	128,110.35		4,481,207.52
12/28/15	21891	Interest	1,122.79		4,482,330.31
12/28/15	9377	Disb		54,427.93	4,427,902.38
12/29/15	16328-16375	Dep	24,067.41		4,451,969.79
12/30/15	9378	Disb		7,821.74	4,444,148.05
12/31/15	63560-63596	Disb		18,348.93	4,425,799.12
12/31/15	63597-63678	Disb		181,904.06	4,243,895.06
12/31/15	1275-1280 ACH	Disb		624.00	4,243,271.06
12/31/15	63734-36736	Disb		2,706.74	4,240,564.32
12/31/15	16383-16439	Dep	266,898.79		4,507,463.11
12/31/15	21931	Interest	402.74		4,507,865.85
12/31/15	21932	Interest	3,386.22		4,511,252.07
					4,511,252.07
	Balanced 01/05/16 LMD	TOTALS	5,094,011.70	2,588,214.85	

Adult - Social Services Caseload

Average	Adult Brain Injury (BI)	Adult Community Alternative Care (CAC)	Adult Community Alternatives for Disabled Individuals (CADI)	Adult Mental Health (AMH)	Adult Protective Services (APS)	Adult Services (AS)	Alternative Care (AC)	Chemical Dependency (CD)	Developmental Disabilities (DD)	Elderly Waiver (EW)	Total Programs
2014	14	14	242	331	37	842	28	484	464	334	2789
2015	12	13	227	306	34	817	23	403	460	352	2652
2016											
2017											

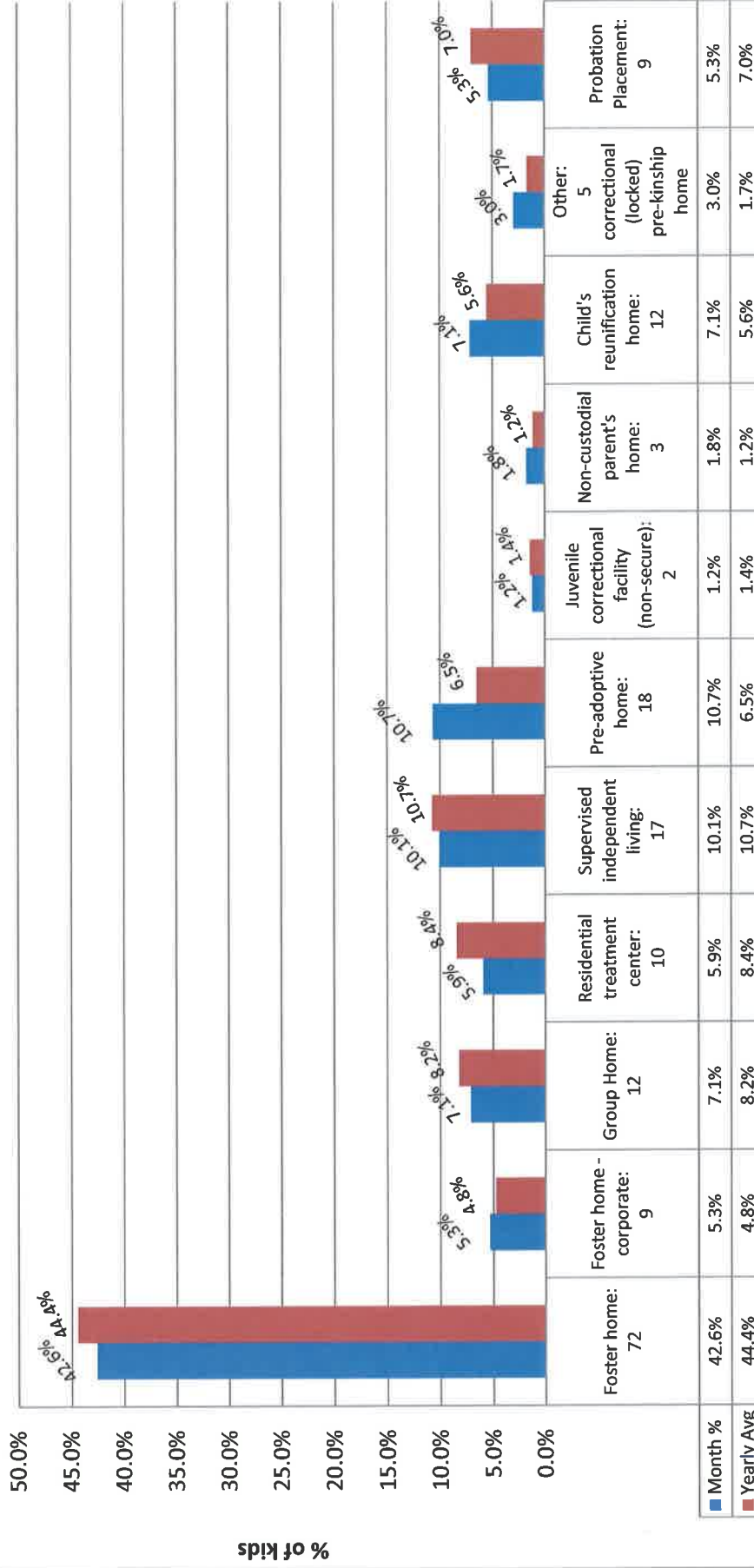
2015	Adult Brain Injury (BI)	Adult Community Alternative Care (CAC)	Adult Community Alternatives for Disabled Individuals (CADI)	Adult Mental Health (AMH)	Adult Protective Services (APS)	Adult Services (AS)	Alternative Care (AC)	Chemical Dependency (CD)	Developmental Disabilities (DD)	Elderly Waiver (EW)	Total Programs
January	12	13	224	323	36	821	24	416	461	332	2662
February	12	14	221	318	34	834	24	403	458	331	2649
March	12	13	222	317	28	839	23	401	460	351	2666
April	12	13	225	308	32	823	24	440	461	350	2688
May	12	13	225	312	37	828	23	432	459	354	2695
June	12	13	222	307	38	826	24	417	462	354	2675
July	12	13	224	298	40	803	24	451	464	360	2689
August	12	13	235	297	32	782	23	354	462	361	2571
September	12	13	236	293	31	814	23	388	462	359	2631
October	12	12	236	294	37	799	21	359	461	361	2592
November	12	12	230	295	32	823	20	369	455	358	2606
December	13	12	233	294	38	822	19	386	454	361	2632
	12	13	228	305	35	818	23	401	460	353	2646

Children's - Social Services Caseload

Average	Adolescent Independent Living (ALS)	Adoption	Child Brain Injury (BI)	Child Community Alternative Care (CAC)	Child Community Alternatives for Disabled Individuals (CADI)	Child Protection (CP)	Child Welfare (CW)	Children's Mental Health (CMH)	Early Intervention: Infants & Toddlers with Disabilities	Minor Parents (MP)	Parent Support Outreach Program (PSOP)	Total Programs
2014	42	18	0	4	31	127	104	106	0	1	16	449
2015	38	15	1	3	30	153	127	96	0	1	18	482
2016												
2017												

2015	Adolescent Independent Living (ALS)	Adoption	Child Brain Injury (BI)	Child Community Alternative Care (CAC)	Child Community Alternatives for Disabled Individuals (CADI)	Child Protection (CP)	Child Welfare (CW)	Children's Mental Health (CMH)	Early Intervention: Infants & Toddlers with Disabilities	Minor Parents (MP)	Parent Support Outreach Program (PSOP)	Total Programs
January	36	15	0	3	28	142	120	100	0	1	28	473
February	35	15	0	3	27	160	132	103	0	1	23	499
March	36	16	0	3	27	151	138	99	0	1	22	493
April	38	17	0	3	29	155	131	103	0	1	17	494
May	38	16	0	3	28	144	123	105	0	1	15	473
June	38	14	0	3	29	149	128	103	0	1	18	483
July	34	16	0	3	29	120	120	97	0	1	21	441
August	35	16	0	3	32	131	119	94	0	2	17	449
September	35	13	0	3	34	162	125	91	0	1	16	480
October	42	13	1	4	34	174	125	87	0	1	16	497
November	42	14	1	4	34	173	134	88	0	0	15	505
December	42	15	2	4	34	174	128	86	0	0	12	497
	38	15	0	3	30	153	127	96	0	1	18	482

**December 2015 - Placement by Category
169 Kids in Placement**

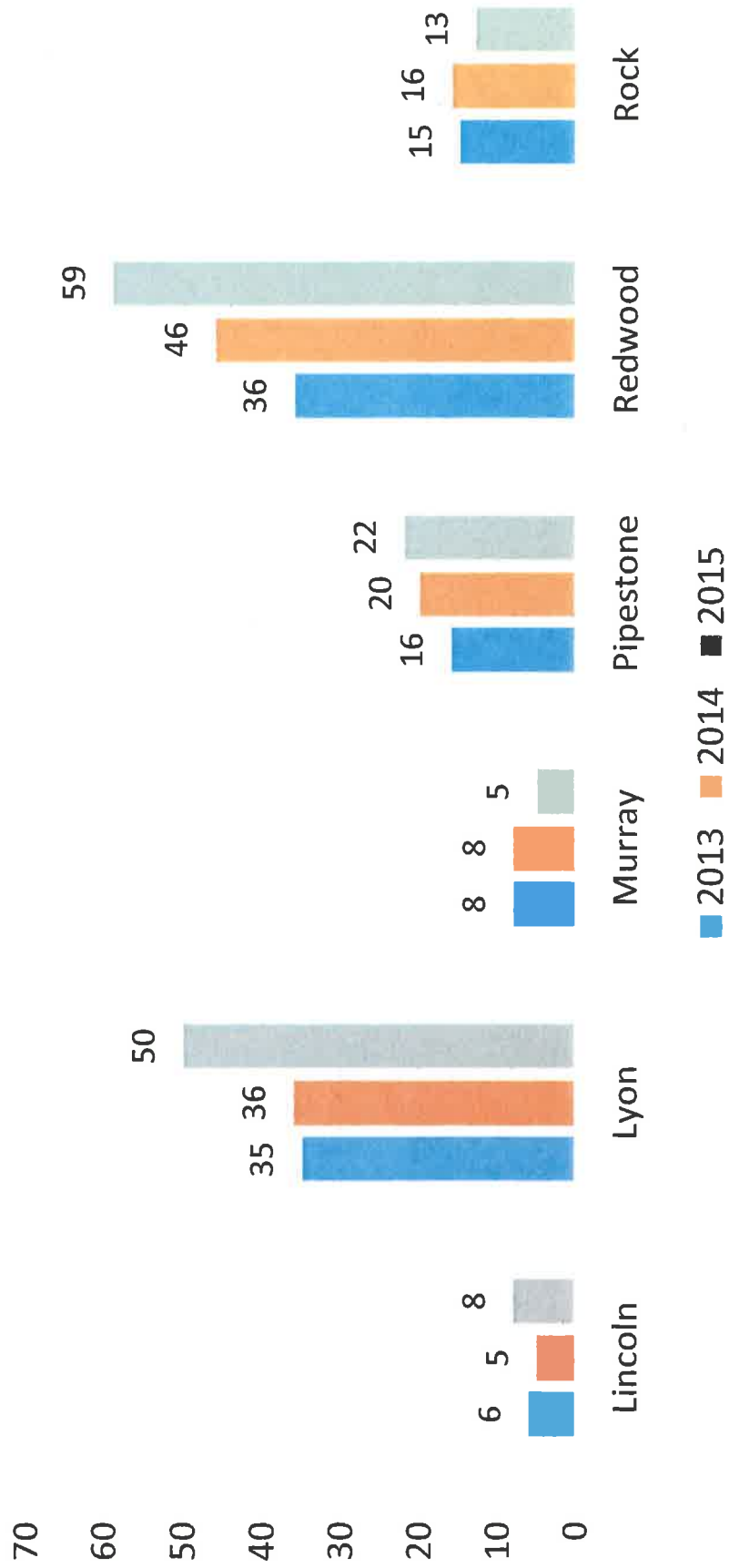


% of kids

2015 KIDS IN OUT OF HOME PLACEMENT - BY COUNTY

	Jan-15	Feb-15	Mar-15	Apr-15	May-15	Jun-15	Jul-15	Aug-15	Sep-15	Oct-15	Nov-15	Dec-15	YTD Average	2014 Average
Lincoln	5	9	9	9	9	5	10	11	12	11	2	9	8	5
Lyon	39	41	46	49	51	52	48	49	48	52	62	59	50	36
Murray	4	4	5	9	5	4	4	5	4	4	5	5	5	8
Pipestone	22	21	20	21	24	21	22	21	25	24	23	16	22	20
Redwood	47	52	58	58	64	66	60	60	60	58	56	66	59	46
Rock	14	10	11	11	12	12	12	13	13	14	15	14	13	16
Monthly Totals	131	137	149	157	165	160	156	159	162	163	163	169		

Average # of kids in Placement



December 2015: Total kids in placement = 169

Total of 12 Children entered placement

9	Redwood	Foster Home
1	Redwood	Group Home
2	Redwood	Probation

Total of 6 Children were discharged from placement (discharges from previous month)

2	Lyon	Foster Home
1	Lyon	Group Home
1	Lyon	Residential Treatment Center
1	Redwood	Foster Home
1	Redwood	ADOPTED

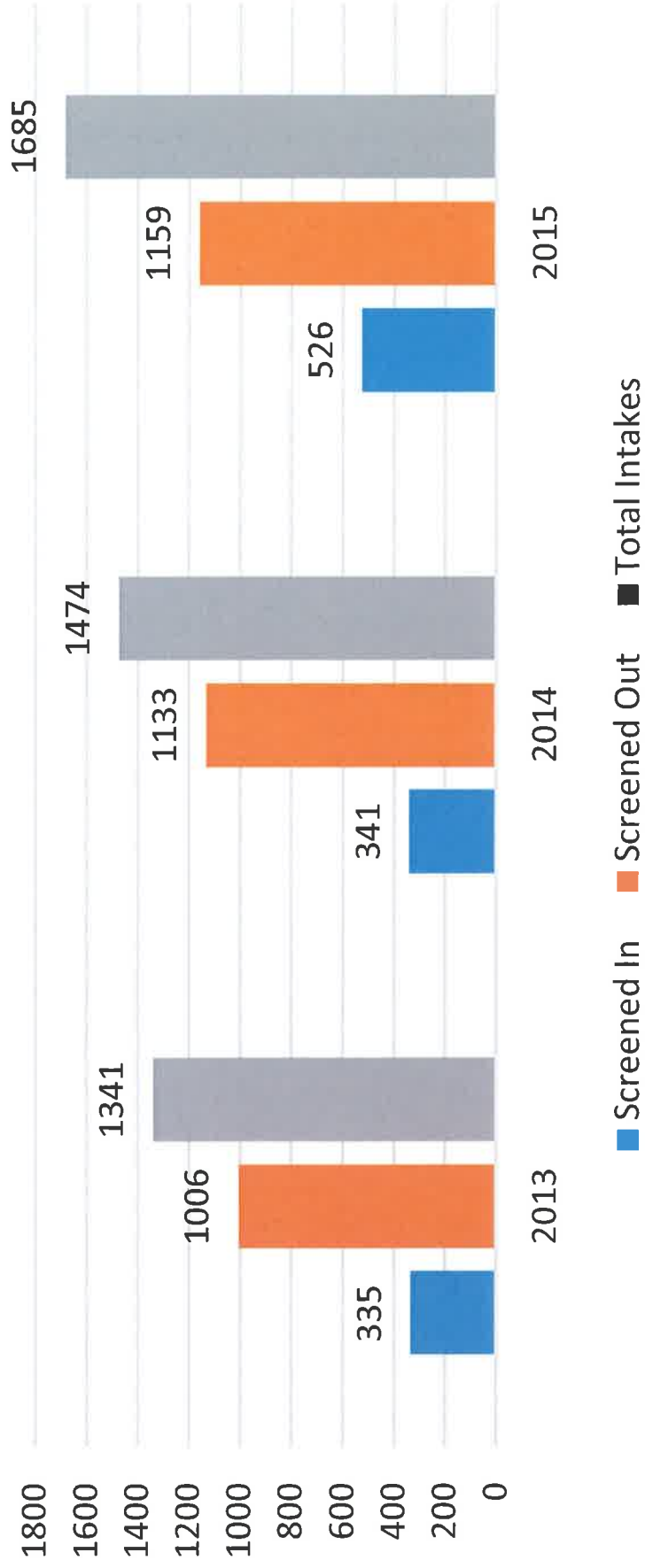
NON IVD COLLECTIONS

DECEMBER 2015

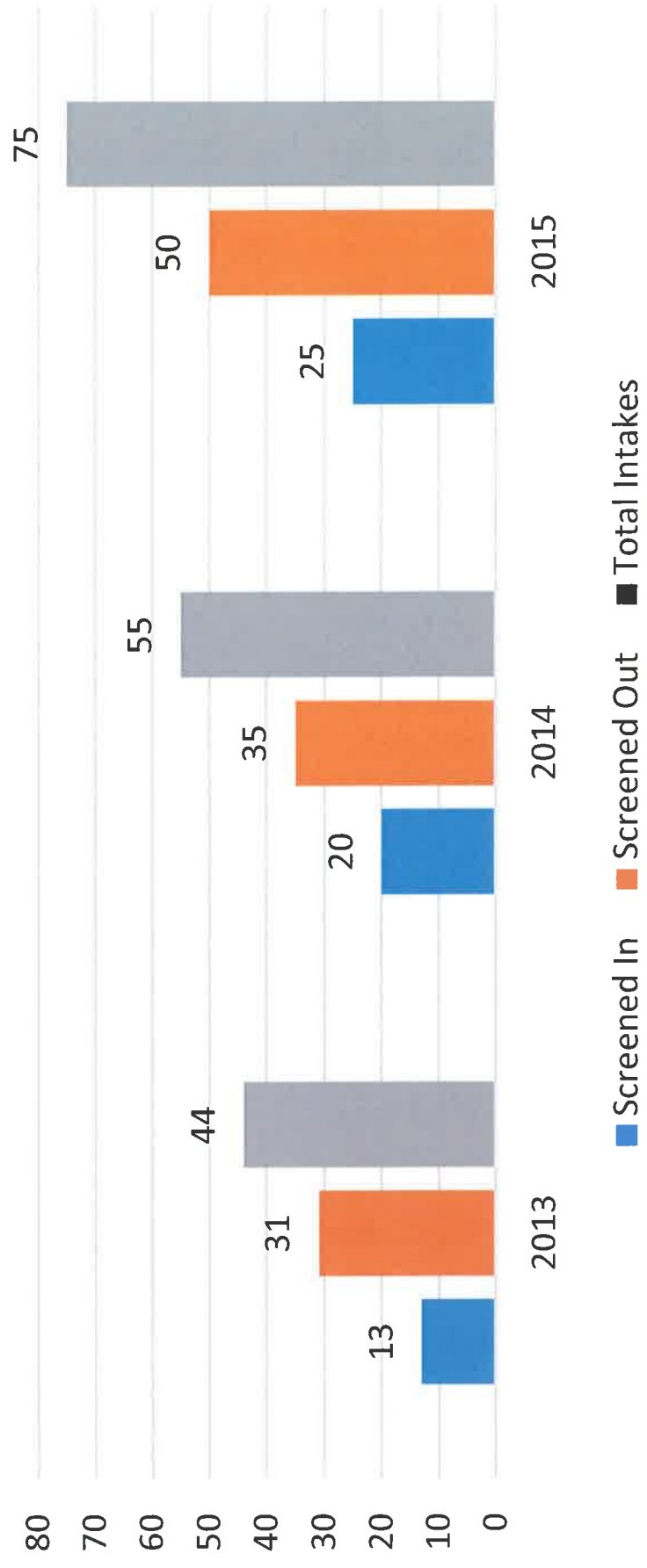
PROGRAM	ACCOUNT	TOTAL
MSA/GRH	05-420-605.5802	0.00
TANF (MFIP/DWP/AFDC)	05-420-610.5803	455.19
GA	05-420-620.5803	407.57
FS	05-420-630.5803	196.00
CS (PI Fee, App Fee, etc)	05-420-640.5501	510.00
MA Recoveries & Estate Collections (25% retained by agency)	05-420-650.5803	14,472.84
REFUGEE	05-420-680.5803	0.00
CHILDRENS		
Parental Fees, Holds	05-431-710.5501	4,456.35
OOH/FC Recovery	05-431-710.5803	18,433.99
CHILDCARE		
Licensing	05-431-720.5502	1,100.00
Corp FC Licensing	05-431-710.5505	1,200.00
Over Payments	05-431-721&722.5803	0.00
CHEMICAL DEPENDENCY		
CD Assessments	05-431-730.5519	3,431.39
Detox Fees	05-431-730.5520	194.06
MENTAL HEALTH		
Insurance Copay	05-431-740.5803	0.00
Over Payments	05-431-741 or 742.5803	0.00
DEVELOPMENTAL DISABILITIES		
Insurance Copay/Overpayments	05-431-750.5803	0.00
ADULT		
Insurance Copay/Overpayments	05-431-760.5803	0.00
TOTAL NON-IVD COLLECTIONS		44,857

All Counties

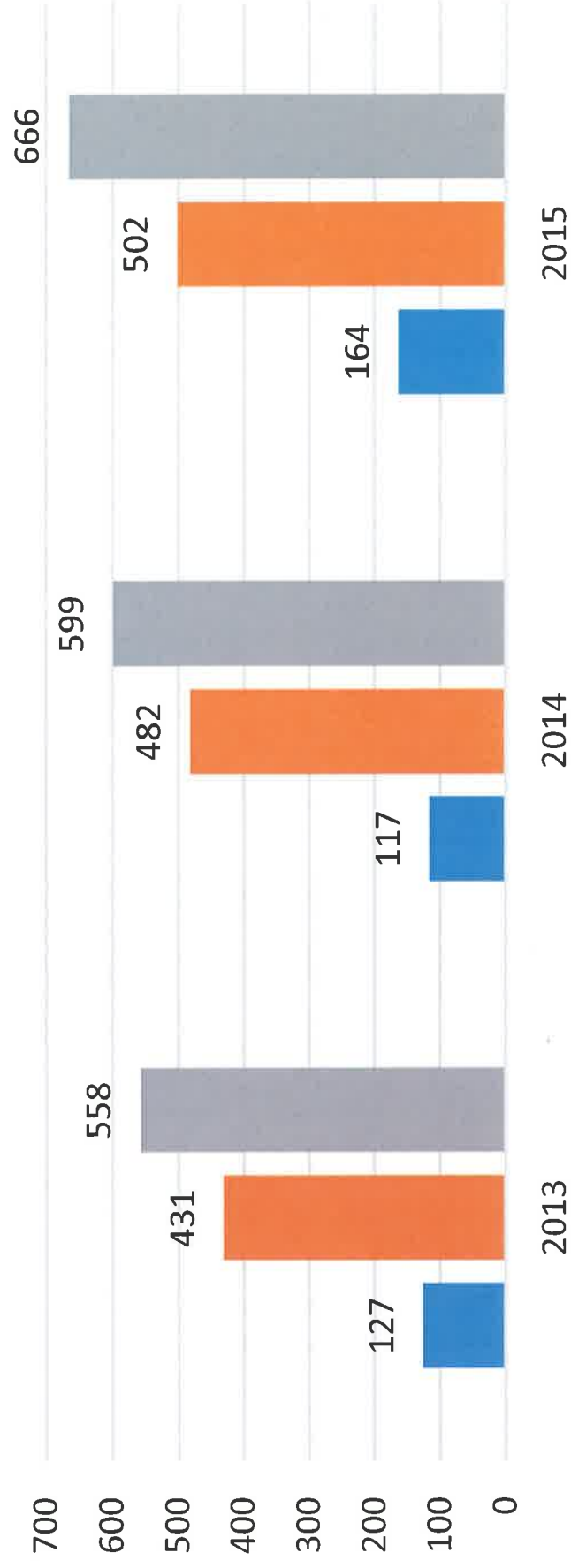
Child Protection Intakes



Lincoln County Child Protection Intakes

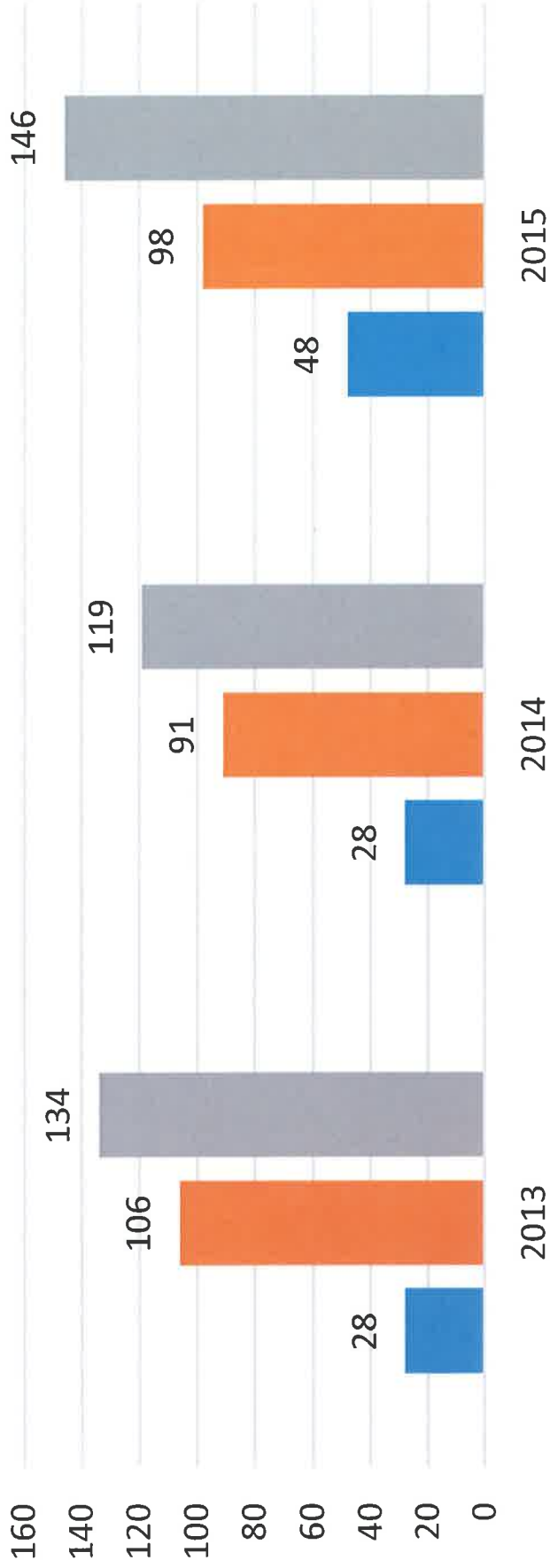


Lyon County Child Protection Intakes



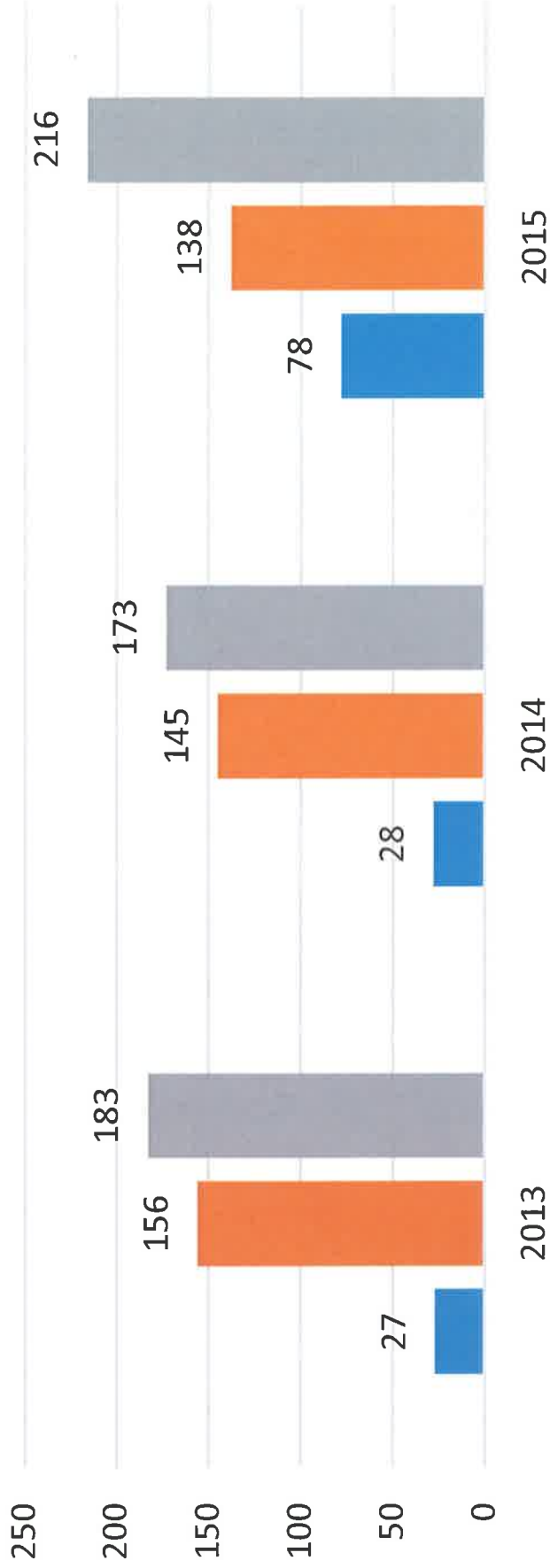
■ Screened In ■ Screened Out ■ Total Intakes

Murray County Child Protection Intakes



■ Screened In ■ Screened Out ■ Total Intakes

Pipestone County Child Protection Intakes

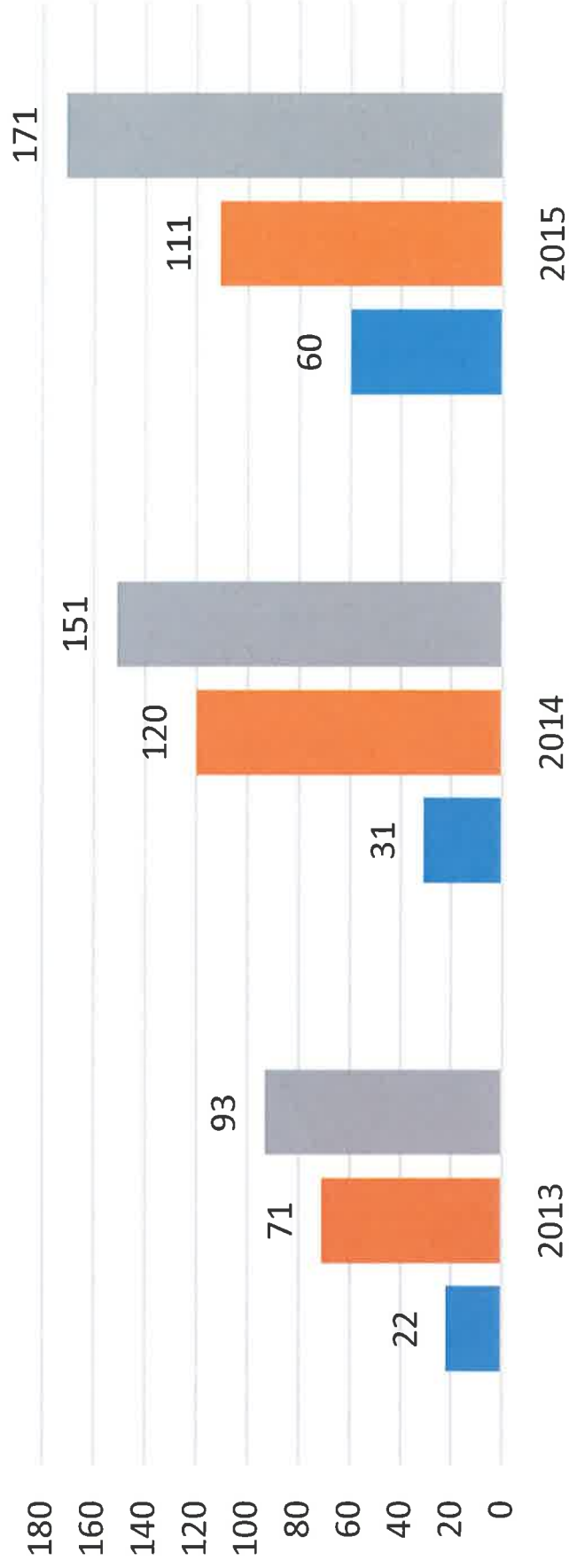


■ Screened In ■ Screened Out ■ Total Intakes

Redwood County Child Protection Intakes



Rock County Child Protection Intakes



■ Screened In ■ Screened Out ■ Total Intakes

JANUARY 2016
BOARD APPROVAL ON THE FOLLOWING:

- Murray County Transportation (Slayton, MN) – 01/01/16 to 12/31/16;** Transportation for clients, bus fees vary from \$3.50 - \$6.00 and \$5.00 loading fee while volunteer driver fee is IRS rate + .10 admin cost per mile (adjustments in bus fare) (renewal).
- Pipestone County (IT Services) - 01/01/16 – 12/31/16;** Pipestone will provide additional IT services, \$8,750 annually at \$2187.50/qtr (no change) (renewal).
- Pipestone County (Office Lease) - 01/01/16 – 12/31/16;** Office space lease, \$68,379.60 annually at \$17,094.90/qtr (\$10,379.60 increase due to change in square footage from 8,500 to 10,200; capital improvement project) (renewal).
- Redwood County (IT Services) – 01/01/16 to 12/31/16;** Information Technology Support contract on as needed basis, \$50/hour (no increase) (renewal).
- Rock County (IT Services) – 01/01/16 to 12/31/16;** Internet network access and infrastructure maintenance support of \$1644/mo and I.T. technical support at \$75/hour (change from \$2553.17/mo IT Specialist services and addition of network access fees) (renewal).
- DHS Adult & Children’s Crisis Response Service Grants (Lincoln, Lyon, Murray, Redwood and Yellow Medicine Counties) – 01/01/16 to 12/31/16;** Mental health crisis response services, \$394,380 allocation (\$386,680 allocated to WMHC and \$7,700 to Yellow Medicine for transportation) (renewal).
- Western Mental Health Center (Marshall, MN) – 01/01/16 to 12/31/16;** Mental health crisis response services, \$386,680 allocation with payment of \$96,670/qtr (renewal).
- Advance Opportunities Inc (Marshall, MN) – 01/07/16 to 01/07/21;** provide imaging/scanning services of agency files and documentation, \$10.80/hr per consumer with 2 crews of 5 consumers each (increases when minimum wage increases) (renewal).
- MDH Child & Teen Check Up – 01/01/15 to 12/31/17;** Amendment to current agreement for the 2016 budget amount of \$227,052 (increase of \$21,942 from prior year) (NEW).



ONLINE PRICE QUOTATION

Quote Number: 10607030

Quote Name: SWMHHS - Redwood Server

Today's Date : 1/12/2016 2:14:35 PM

Quote Created Date : 1/12/2016 2:14:05 PM

Created By: matt@tcmi.com

Contract: MN - STATE OF MINNESOTA (NASPO VP PC) (97228)

Product availability and product discontinuation are subject to change without notice. The prices in this quotation are valid for 30 days from quote date above. Please include the quote number and contract from this quote on the corresponding purchase order.

items/description	part no	unit price	qty	ext price
HP ProLiant DL360 Gen9 E5-2620v3 2.4GHz 6-core 16GB-R P440ar 8 SFF 500W RPS Server/S-Buy 800079-S01	Base	\$2,503.71	1	\$2,503.71
HP ProLiant DL360 Gen9 E5-2620v3 2.4GHz 6-core 16GB-R P440ar 8 SFF 500W RPS Server/S-Buy	800079-S01			
Processor	Included			
HP DL360 Gen9 Intel Xeon E5-2620v3 (2.4GHz/6-core/15MB/85W) Processor				
Memory	Included			
HP 16GB (2x8GB) Single Rank x4 DDR4-2133 CAS-15-15-15 Registered Memory Kit				
Storage controller	Included			
HP Smart Array P440ar/2G Controller with 96W Smart Storage Battery				
Drive cage	Included			
HP 8-Bay Small Form Factor Drive Cage				
Network card	Included			
HP Ethernet 1Gb 4-port 331FLR Adapter				
Rack Options	Included			
HP 1U Small Form Factor Easy Install Rail Kit				
Power supply	Included			
2x HP 500W Flex Slot Redundant Platinum Power Supplies				
Management – included with this Server	Included			
HP Integrated Lights Out 4 (iLO 4) Management Engine				
Warranty	Included			
Server Warranty includes 3-Year Parts, 1-Year				

Labor, 1-Year Onsite support with next business day response.

***Note**

Included

-This product is pre-configured. Additional options ship separately.

-Pre-configured servers ship without an OEM Operating System. If you require an OEM Operating System, please shop our configurable products.

HP 600GB 12G SAS 10K rpm SFF (2.5-inch) SC Enterprise 3yr Warranty Hard Drive	781516-B21	\$437.27	3	\$1,311.81
--	------------	----------	---	------------

HP iLO Advanced including 1yr 24x7 Technical Support and Updates Single Server License	512485-B21	\$291.27	1	\$291.27
---	------------	----------	---	----------

HP 5 year Next business day DL360 Gen9 Foundation Care Service	U7AP9E	\$963.30	1	\$963.30
---	--------	----------	---	----------

SubTotal : \$5,070.09

Total : \$5,070.09

The terms and conditions of the MN - STATE OF MINNESOTA (NASPO VP PC) will apply to any order placed as a result of this inquiry, no other terms or conditions shall apply.

To access the Hewlett Packard Enterprise Public Sector Online Store where this quote was created, go to: <http://gem.compaq.com/gemstoreHPE/entry.asp?SiteID=14434>

* Hewlett Packard Enterprise is not liable for pricing errors. If you place an order for a product that was incorrectly priced, we will cancel your order and credit you for any charges. In the event that we inadvertently ship an order based on a pricing error, we will issue a revised invoice to you for the correct price and contact you to obtain your authorization for the additional charge, or assist you with return of the product. If the pricing error results in an overcharge to you, Hewlett Packard Enterprise will credit your account for the amount overcharged.

*Unless the customer has another valid agreement with Hewlett Packard Enterprise, this order is governed by Hewlett Packard Enterprise's Single Order Terms. A copy of these terms can be found on-line at <http://www8.hp.com/us/en/hpe/legal/terms-of-use.html>, or a copy can be requested from your Customer Service or Sales Representative.

* Please contact Hewlett Packard Enterprise Public Sector Sales with any questions or for additional information:

K12 Education:	844-579-4347	Higher Education:	844-579-4348
State Local Govt:	844-579-4349	Federal Govt:	844-579-4350
Fax:	800-825-2329	Returns:	844-579-4347

Minnesota Counties Intergovernmental Trust Certificate of

Excellence

Presented to

Southwest Health and Human Services

In recognition of an


OUTSTANDING EXPERIENCE IN WORKERS' COMPENSATION

EXPERIENCE MODIFICATION UNDER 1.00
PLAN YEARS: 2010 - 2014



Scott Sanders

Scott Sanders, Board Chair



Robyn M. Sykes

Robyn M. Sykes, Executive Director

PRESENTED: *December 7, 2015*