



****PLEASE NOTE****
BOARD MEETING WILL BE HELD IN PIPESTONE

Southwest Health and Human Services
 Board Agenda
 Wednesday, April 16, 2014
 1091 North Hiawatha Avenue
 Pipestone
 9:00 a.m.

HUMAN SERVICES

- A. Call to order
- B. Pledge of Allegiance
- C. Consent Agenda
 - 1. Amend/Approval of Agenda
 - 2. Identification of Conflict of Interest
 - 3. Approval of 03/19/14 board minutes

D. Financial

E. Caseload

	03/14	02/14	01/14
Social Service	3,741	3,699	3,708
Licensing	480	482	482
Out-of-Home Placements	134	127	118
Income Maintenance	11,996	11,926	11,920
Child Support Cases	3,659	3,666	3,720
Child Support Collections	\$950,523	\$838,548	\$839,672

- F. Decision Items
 - 1.
 - 2.

G. Discussion/Information

- 1. SW MN Private Industry Council – Annual Report
- 2. Christine Versaevel, Social Worker (MN State Council on Disability)

COMMUNITY HEALTH

- H. Call to order
- I. Consent Agenda
 - 1. Amend/Approval of Agenda
 - 2. Identification of Conflict of Interest
 - 3. Approval of 03/19/14 board minutes
- J. Financial
- K. Caseload

	03/14	02/14	01/14
WIC		2246	2284
Family Home Visiting	45	41	25
PCA Assessments	27	24	32
Managed Care	216	217	246
Dental Varnishing	99	95	105
Refugee Health	15	18	2
Latent TB Medication Distribution	23	26	28
- L. Decision Items
 - 1.
 - 2.
- M. Discussion/Information
 - 1. Judy Pitzl – SHIP (Statewide Health Improvement Program)
 - 2.

GOVERNING BOARD

- N. Call to order
- O. Consent Agenda
 - 1. Amend/Approval of Agenda
 - 2. Identification of Conflict of Interest
 - 3. Approval of 03/19/14 board minutes
- P. Financial
- Q. Introduce new staff; Cody Arnold, Social Worker

GOVERNING BOARD (cont.)

R. Employee Recognition

- Heather Bruse – 1 year
- Ann Orren – 1 year
- Deb Seidel – 1 year
- Judy Pitzl – 1 year
- Christine Forry-Tauer – 1 year
- Angela Stephens – 10 years
- Christina Blomme – 25 years
- Diane Boyenga – 25 years

S. Decision Items

1. Deb Seidel, Information Technology Specialist, Senior, completion of 12 month probationary period, no salary increase, effective 04/15/14
2. Judy Pitzl, Public Health Educator, completion of 12 month probationary period, no salary increase, effective 04/22/14
3. Heather Bruse, Social Worker, completion of 12 month probationary period, no salary increase, effective 04/29/14
4. Stephanie Bengtson, Social Worker, probationary appointment (12 months), \$36,588.00 annual, effective 04/14/14
5. Julia Vick, Office Support Specialist, probationary appointment (12 months), \$12.25 per hour, effective 04/15/14
6. Kay Dardis, Office Support Specialist, probationary appointment (12 months), \$11.21 per hour, effective 04/15/14
7. Mary Jo Bose, Registered Nurse, probationary appointment (12 months), \$21.00 per hour, effective 04/21/14
8. Michelle Salfer, reclassification – Fiscal Officer to County Program Specialist, no salary change, effective 04/09/14
9. Julie Slinger, Eligibility Worker, retirement, effective 04/15/14
10. Request for Eligibility Worker
11. Request for Social Worker
12. Request for Lead Eligibility Workers (Transportation Coordinators)
13. Contracts
14. Donation
15. Imaging request
- 16.
- 17.

T. Discussion/Information

1. Fraud investigation
2. Rental agreements
3. Quarterly reports

U. Adjournment

Next Meeting Dates:

- **Wednesday, May 21, 2014 – Ivanhoe**
- **Wednesday, June 18, 2014 – Marshall**
- **Wednesday, July 16, 2014 - Redwood**

SOUTHWEST HEALTH & HUMAN SERVICES

Ivanhoe, Marshall, Slayton, Pipestone, Redwood and Luverne Offices

SUMMARY OF FINANCIAL ACCOUNTS REPORT

For the Month Ending: **March 31, 2014**

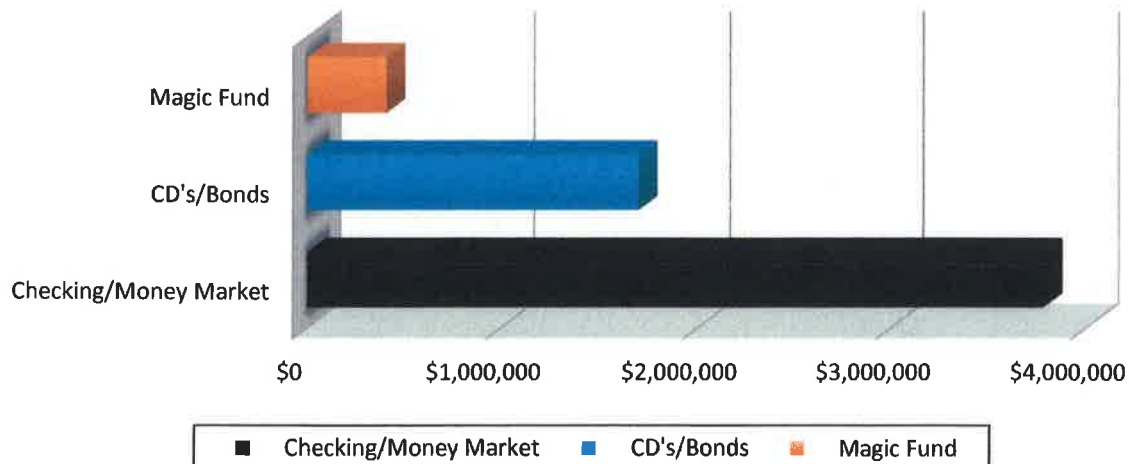
*** Income Maintenance * Social Services * Information Technology * Health ***

Description	Month	Running Balance
BEGINNING BALANCE		\$4,325,008
RECEIPTS		
Monthly Receipts	2,091,096	
County Contribution	0	
Interest on Investments	139	
TOTAL MONTHLY RECEIPTS		2,091,235
DISBURSEMENTS		
Monthly Disbursements	2,226,514	
TOTAL MONTHLY DISBURSEMENTS		2,226,514
ENDING BALANCE		\$4,189,729

REVENUE

<i>Checking/Money Market</i>	\$3,785,070	<div style="border: 1px solid black; padding: 5px;"> Average Balance last two years \$6,058,077 </div>
<i>CD's/Bonds</i>	\$1,699,750	
<i>Magic Fund</i>	\$404,659	
<i>(March 2014 - yield .04%)</i>		
ENDING BALANCE	\$5,889,479	

REVENUE DESIGNATION



Southwest Health and Human Services



NJW 4/1/14 11:30AM

TREASURER'S CASH TRIAL BALANCE As of 03/2014

Page 2

<u>Fund</u>	<u>Beginning Balance</u>	<u>This Month</u>	<u>YTD</u>	<u>Current Balance</u>
1 Health Services Fund	1,532,833.38			
Receipts		344,667.42	863,810.46	
Disbursements		45,562.21-	284,828.92-	
Payroll		186,580.68-	538,985.83-	
Journal Entries		0.00	74,962.50-	
Fund Total		112,524.53	34,966.79-	1,497,866.59
5 Human Services Fund	147,913.02			
General Administration				
Receipts		51,201.27	153,883.25	
Disbursements		51,450.77-	188,067.14-	
Payroll		8,890.04-	23,189.64-	
Dept Total		9,139.54-	57,373.53-	90,539.49
5 Human Services Fund	1,813,213.06-			
Income Maintenance				
Receipts		835,491.66	1,571,113.02	
Disbursements		267,524.73-	776,438.35-	
Payroll		305,588.77-	941,378.99-	
Journal Entries		0.00	169,915.00-	
Dept Total		262,378.16	316,619.32-	2,129,832.38-
5 Human Services Fund	31,825,717.42-			
Social Services				
Receipts		7,373.76	13,454.22	
Disbursements		109,230.79-	367,966.97-	
Payroll		466,847.86-	1,396,433.60-	
Journal Entries		0.00	254,872.50-	
Dept Total		568,704.89-	2,005,818.85-	33,831,536.27-
5 Human Services Fund	39,771,425.35			
Purchased Services,SSIS				
Receipts		678,528.41	1,635,946.59	
Disbursements		1,357.88-	3,041.45-	
SSIS		668,590.31-	1,780,102.09-	

Southwest Health and Human Services



NJW
4/1/14 11:30AM

TREASURER'S CASH TRIAL BALANCE As of 03/2014

<u>Fund</u>	<u>Beginning Balance</u>	<u>This Month</u>	<u>YTD</u>	<u>Current Balance</u>
5	1,593,070.09-	8,580.22	147,196.95-	39,624,228.40
	Human Services Fund 461 Information Systems *			
		7,181.54	18,365.74	
		170.84-	1,128.20-	
		21,270.50-	65,063.25-	
		14,259.80-	47,825.71-	1,640,895.80-
		LCTS Collaborative Agency		
5	0.00	0.00	0.00	0.00
	Dept Total			
	4,687,337.80	321,145.85-	2,574,834.36-	2,112,503.44
	Fund Total			
61	123,821.48			
	Agency Health Insurance			
		166,791.74	513,214.09	
		86,848.96-	249,046.49-	
		79,942.78	264,167.60	387,989.08
	Receipts			
	Disbursements			
	Fund Total			
71	115,832.97			
	LCTS Lyon Murray Collaborative Fund 471 LCTS Collaborative Agency			
		0.00	33,773.00-	
		0.00	33,773.00-	82,059.97
	Disbursements			
	Dept Total			
	115,832.97	0.00	33,773.00-	82,059.97
	Fund Total			
73	38,376.92			
	LCTS Rock Pipestone Collaborative Fund 471 LCTS Collaborative Agency			
		0.00	5,044.00-	
		0.00	5,044.00-	33,332.92
	Disbursements			
	Dept Total			
	38,376.92	0.00	5,044.00-	33,332.92
	Fund Total			

Southwest Health and Human Services



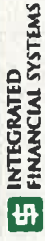
NJW 4/1/14 11:30AM

TREASURER'S CASH TRIAL BALANCE As of 03/2014

Page 4

<u>Fund</u>		<u>Beginning Balance</u>	<u>This Month</u>	<u>YTD</u>	<u>Current Balance</u>
75	Redwood LCTS Collaborative	102,329.62	6,600.00-	26,352.00-	
	Disbursements		6,600.00-	26,352.00-	75,977.62
	Dept Total				
	Fund Total	102,329.62	6,600.00-	26,352.00-	75,977.62
	All Funds	6,600,532.17			
	Receipts	2,091,235.80		4,769,787.37	
	Disbursements	568,746.18-		1,935,686.52-	
	SSIS	668,590.31-		1,780,102.09-	
	Payroll	989,177.85-		2,965,051.31-	
	Journal Entries	0.00		499,750.00-	
	Total	135,278.54-		2,410,802.55-	4,189,729.62

Southwest Health and Human Services



NJW
4/1/14 11:30AM
1 Health Services Fund

TRIAL BALANCE REPORT
As of 03/2014
Report Basis: Cash

<u>Account</u>	<u>Beginning Balance</u>	<u>Actual This-Month</u>	<u>Actual Year-To-Date</u>	<u>Current Balance</u>
1001 Cash	1,532,833.38	112,524.53	34,966.79-	1,497,866.59
1090 Investments	400,000.00	0.00	74,962.50	474,962.50
	1,932,833.38	112,524.53	39,995.71	1,972,829.09
Total Assets				
--- Liabilities and Balance ---				
Liabilities				
2020 Accounts Payable	0.00	2,808.52	0.00	0.00
	0.00	2,808.52	0.00	0.00
Total Liabilities				
Fund Balance				
2881 Unassigned Fund Balance	1,932,833.38-	0.00	0.00	1,932,833.38-
2885 Revenue Control	0.00	343,168.35-	862,290.16-	862,290.16-
2887 Expenditure Control	0.00	227,835.30	822,294.45	822,294.45
	1,932,833.38-	115,333.05-	39,995.71-	1,972,829.09-
Total Fund Balance				
Total Liabilities and Balance	1,932,833.38-	112,524.53-	39,995.71-	1,972,829.09-
410 General Administration				
----- Assets -----				
Total Assets	0.00	0.00	0.00	0.00
--- Liabilities and Balance ---				
Liabilities				
Total Liabilities	0.00	0.00	0.00	0.00
Total Liabilities and Balance	0.00	0.00	0.00	0.00
1 Health Services Fund				

Southwest Health and Human Services



NJW
4/1/14 11:30AM

5 Human Services Fund

TRIAL BALANCE REPORT

Report Basis: Cash

As of 03/2014

Account	Beginning Balance	Actual This-Month	Actual Year-To-Date	Current Balance
410 General Administration				
1001 Cash In Bank - Checking	147,913.02	9,139.54	57,373.53	90,539.49
1090 Investments	800,000.00	0.00	424,787.50	1,224,787.50
Total Assets	947,913.02	9,139.54	367,413.97	1,315,326.99

Liabilities and Balance				
2080 Medical Insurance Payable	40,941.81	0.00	0.00	40,941.81
2090 Due To Flexible Plan Employees	1,920.70	0.00	0.00	1,920.70
Total Liabilities	39,021.11	0.00	0.00	39,021.11
Fund Balance	908,891.91	0.00	424,787.50	1,333,679.41
2881 Unassigned Fund Balance	0.00	9,139.54	57,373.53	57,373.53
2887 Expenditure Control	908,891.91	9,139.54	367,413.97	1,276,305.88
Total Liabilities and Balance	947,913.02	9,139.54	367,413.97	1,315,326.99
420 Income Maintenance				
1001 Cash In Bank - Checking	1,813,213.06	262,378.16	316,619.32	2,129,832.38
Total Assets	1,813,213.06	262,378.16	316,619.32	2,129,832.38

Liabilities and Balance				
2020 Accounts Payable	0.00	4,332.62	0.00	0.00
Total Liabilities	0.00	4,332.62	0.00	0.00
Fund Balance	1,813,213.06	0.00	169,915.00	1,983,128.06
2881 Unassigned Fund Balance	0.00	831,681.52	1,564,756.34	1,564,756.34
2885 Revenue Control	0.00	564,970.74	1,711,460.66	1,711,460.66
2887 Expenditure Control	1,813,213.06	266,710.78	316,619.32	2,129,832.38
Total Liabilities and Balance	1,813,213.06	262,378.16	316,619.32	2,129,832.38
430 Social Services				

Southwest Health and Human Services

STATEMENT OF REVENUES AND EXPENDITURES

As Of 03/2014

Report Basis: Cash

DESCRIPTION	CURRENT MONTH	YEAR TO-DATE	2014 BUDGET	% OF BUDG	% OF YEAR
FUND 1 HEALTH SERVICES FUND REVENUES					
CONTRIBUTIONS FROM COUNTIES	0.00	186,151.00-	744,604.00-	25	25
INTERGOVERNMENTAL REVENUES	38,683.50-	67,494.41-	231,500.00-	29	25
STATE REVENUES	107,170.08-	143,094.15-	742,202.00-	19	25
FEDERAL REVENUES	162,660.59-	347,149.90-	979,798.00-	35	25
FEES	34,490.86-	92,079.22-	436,160.00-	21	25
EARNINGS ON INVESTMENTS	20.83-	118.81-	0.00	0	25
MISCELLANEOUS REVENUES	142.49-	26,202.67-	13,550.00-	193	25
TOTAL REVENUES	343,168.35-	862,290.16-	3,147,814.00-	27	25
EXPENDITURES					
PROGRAM EXPENDITURES	0.00	0.00	0.00	0	25
PAYROLL AND BENEFITS	186,580.68	542,002.83	2,441,523.00	22	25
OTHER EXPENDITURES	41,254.62	280,291.62	706,291.00	40	25
TOTAL EXPENDITURES	227,835.30	822,294.45	3,147,814.00	26	25

Southwest Health and Human Services



NJW

4/1/14 11:29AM

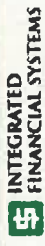
STATEMENT OF REVENUES AND EXPENDITURES

As Of 03/2014 Report Basis: Cash

DESCRIPTION	CURRENT MONTH	YEAR TO-DATE	2014 BUDGET	% OF BUDG	% OF YEAR
FUND 5 HUMAN SERVICES FUND					
REVENUES					
CONTRIBUTIONS FROM COUNTIES	0.00	121,376.47-	9,088,388.00-	1	25
INTERGOVERNMENTAL REVENUES	150.00-	5,854.36-	37,804.00-	15	25
STATE REVENUES	346,752.27-	654,745.04-	3,779,362.00-	17	25
FEDERAL REVENUES	975,525.52-	1,582,029.67-	6,570,948.00-	24	25
FEES	117,632.08-	320,364.57-	1,258,000.00-	25	25
EARNINGS ON INVESTMENTS	118.02-	673.28-	8,500.00-	8	25
MISCELLANEOUS REVENUES	66,673.14-	513,225.02-	1,530,137.00-	34	25
TOTAL REVENUES	1,506,851.03-	3,198,268.41-	22,273,139.00-	14	25
EXPENDITURES					
PROGRAM EXPENDITURES	793,614.70	2,192,238.97	8,942,678.00	25	25
PAYROLL AND BENEFITS	802,779.02	2,460,254.20	11,086,897.00	22	25
OTHER EXPENDITURES	200,261.29	695,822.10	2,243,564.00	31	25
TOTAL EXPENDITURES	1,796,655.01	5,348,315.27	22,273,139.00	24	25

Southwest Health and Human Services

REVENUES & EXPENDITURES BY PROG, DEPT, AND FUND AS OF 03/2014



NJW
4/1/14 11:31AM

Report Basis: Cash

Element 483 DEPT	Description Health Education	Account Number Totals:	Revenue	Current Month 79,234.52-	Year-To-Date 124,917.48-	Budget 532,150.00-	% of	
							Bdgt	Year
			Expend.	42,007.20	132,548.96	517,930.00	23	25
			Net	37,227.32-	7,631.48	14,220.00-	26	25
485 DEPT	Environmental Health		Revenue	2,496.00-	34,352.91-	138,500.00-	54	25
800 PROGRAM	Environmental		Expend.	11,108.37	37,036.01	162,422.00	25	25
			Net	8,612.37	2,683.10	23,922.00	11	25
485 DEPT	Environmental Health	Totals:	Revenue	2,496.00-	34,352.91-	138,500.00-	25	25
			Expend.	11,108.37	37,036.01	162,422.00	23	25
			Net	8,612.37	2,683.10	23,922.00	11	25
1 FUND	Health Services Fund	Totals:	Revenue	343,168.35-	862,290.16-	3,147,814.00-	27	25
			Expend.	227,835.30	822,294.45	3,147,814.00	26	25
			Net	115,333.05-	39,995.71-	0.00	0	25

Southwest Health and Human Services

REVENUES & EXPENDITURES BY PROG, DEPT, AND FUND AS OF 03/2014

NJW
4/1/14 11:31AM

Report Basis: Cash

Element	Description	Account Number	Revenue	Expend.	Net	Current Month	Year-To-Date	Budget	% of Bdgt	% of Year
742 PROGRAM	Mental Health/Children Only		48,830.55-	108,436.02-	59,605.47-	108,436.02-	340,000.00-	32	25	
			105,244.86	339,473.60	234,228.74	339,473.60	1,561,458.00	22	25	
			56,414.31	231,037.58	174,623.27	231,037.58	1,221,458.00	19	25	
747 PROGRAM	Mental Health Center Cty Contract-Gr		0.00	0.00	0.00	0.00	594,085.00	0	25	
			0.00	0.00	0.00	0.00	594,085.00	0	25	
750 PROGRAM	Developmental Disabilities		87,241.27-	163,348.83-	76,107.56-	163,348.83-	616,907.00-	26	25	
			26,150.49	99,958.99	73,808.50	99,958.99	455,633.00	22	25	
			61,090.78	63,389.84	2,299.06	63,389.84	161,274.00	39	25	
760 PROGRAM	Adult Services		137,064.29-	306,757.20-	169,692.91-	306,757.20-	1,339,000.00-	23	25	
			28,519.57	56,163.10	27,643.53	56,163.10	243,300.00	23	25	
			108,544.72	250,594.10	142,049.38	250,594.10	1,095,700.00	23	25	
431 DEPT	Purchased Services,SSIS	Totals:	666,021.01-	1,607,767.13-	941,746.12-	1,607,767.13-	15,505,131.00-	10	25	
			636,278.54	1,754,964.08	1,118,685.54	1,754,964.08	7,500,678.00	23	25	
			29,742.47-	147,196.95	117,454.48-	147,196.95	8,004,453.00-	2-	25	
461 DEPT	Information Systems		7,181.54-	18,365.74-	11,184.20-	18,365.74-	58,000.00-	32	25	
	...		21,441.34	66,191.45	44,750.11	66,191.45	281,797.00	23	25	
			14,259.80	47,825.71	33,565.91	47,825.71	223,797.00	21	25	
461 DEPT	Information Systems	Totals:	7,181.54-	18,365.74-	11,184.20-	18,365.74-	58,000.00-	32	25	
			21,441.34	66,191.45	44,750.11	66,191.45	281,797.00	23	25	
			14,259.80	47,825.71	33,565.91	47,825.71	223,797.00	21	25	
5 FUND	Human Services Fund	Totals:	1,506,851.03-	3,198,268.41-	1,691,417.38-	3,198,268.41-	22,273,139.00-	14	25	
			1,796,655.01	5,348,315.27	3,551,660.26	5,348,315.27	22,273,139.00	24	25	
			289,803.98	2,150,046.86	1,860,242.88	2,150,046.86	0.00	0	25	
FINAL TOTALS	796 Accounts		1,850,019.38-	4,060,558.57-	2,210,539.19-	4,060,558.57-	25,420,953.00-	16	25	
			2,024,490.31	6,170,609.72	4,146,119.41	6,170,609.72	25,420,953.00	24	25	
			174,470.93	2,110,051.15	1,935,580.22	2,110,051.15	0.00	0	25	

SOUTHWEST HEALTH AND HUMAN SERVICES CHECK REGISTER
MARCH 2014

DATE	RECEIPT or CHECK #	DESCRIPTION	+ DEPOSITS	-DISBURSEMENTS	BALANCE
	BALANCE FORWARD				4,325,008.16
3/3/14	41292-41296	Disb		436.80	4,324,571.36
3/3/14	41297-41327	Disb		33,600.49	4,290,970.87
3/3/14	221-222 ACH	Disb		113.10	4,290,857.77
3/3/14	9123	Disb		12,630.31	4,278,227.46
3/3/14	9124	Disb		26,778.99	4,251,448.47
3/4/14	7446-7487	Dep	389,393.16		4,640,841.63
3/7/14	6287-6307	PAYROLL		113,489.16	4,527,352.47
3/7/14	24109-24331 ACH	PAYROLL		380,789.62	4,146,562.85
3/10/14	41328-41383	Disb		8,223.02	4,138,339.83
3/10/14	223 ACH	Disb		57.60	4,138,282.23
3/10/14	41384-41541	Disb		269,861.83	3,868,420.40
3/10/14	224-244 ACH	Disb		2,981.03	3,865,439.37
3/7/14	7488-7547	Dep	348,380.09		4,213,819.46
3/10/14	41542-41544	Disb		1,571.73	4,212,247.73
3/10/14	9126	Disb		705.82	4,211,541.91
3/10/14	9127	Disb		7,087.07	4,204,454.84
3/11/14	7548-68,7577-81,7590-95,7597-98,7601,7603	Dep	143,942.50		4,348,397.34
3/17/14	41545-41702	Disb		435,096.68	3,913,300.66
3/17/14	245-252 ACH	Disb		708.68	3,912,591.98
3/17/14	41703-41749	Disb		9,289.61	3,903,302.37
3/14/14	7569-76,7582-7589, 7596, 7599-7602, 7604-87	Dep	411,332.97		4,314,635.34
3/14/14	9129	Disb		1,392.26	4,313,243.08
3/17/14	9130	Disb		4,776.14	4,308,466.94
3/17/14	9131	Disb		12,655.93	4,295,811.01
3/18/14	7688-7720	Dep	39,066.24		4,334,877.25
3/21/14	41750-42036 (CEI)	Disb		84,878.46	4,249,998.79
3/21/14	253-254 ACH (CEI)	Disb		371.75	4,249,627.04
3/21/14	6308-6323	PAYROLL		115,102.77	4,134,524.27
3/21/14	24332-24547 ACH	PAYROLL		379,796.30	3,754,727.97
3/21/14	7721-7790	Dep	167,076.94		3,921,804.91
3/24/14	42037-42105	Disb		9,955.03	3,911,849.88
3/24/14	42106-42200	Disb		99,756.27	3,812,093.61
3/24/14	255-258 ACH	Disb		385.67	3,811,707.94
3/25/14	42201	Disb		3,000.00	3,808,707.94
3/25/14	7791-7805, 7807-09, 7811-7820	Dep	393,388.59		4,202,096.53
3/31/14	42202 - 42257	Disb		5,763.11	4,196,333.42
3/31/14	42258 - 42357	Disb		183,566.43	4,012,766.99
3/31/04	259 - 261 ACH	Disb		278.00	4,012,488.99
3/20/14	12677	Interest	14.53		4,012,503.52
3/20/14	12678	Interest	124.32		4,012,627.84
3/13/14	9128	Cancel ck	35.00		4,012,662.84
3/31/14	7900,7903,7905-08,7910-11,7913	Dep	19,128.96		4,031,791.80
3/28/14	7806,7810,7821-96	Dep	179,352.50		4,211,144.30
3/24/14	9132	Disb		2,860.80	4,208,283.50
3/24/14	9133	Disb		17,961.34	4,190,322.16
3/10/14	9125	Disb		592.24	4,189,729.92
	Balanced by KJD 4/1/14	TOTALS	2,091,235.80	2,226,514.04	

Adult - Social Services Caseload

Average	Adult Brain Injury (BI)	Adult Community Alternative Care (CAC)	Adult Community Alternatives for Disabled Individuals (CADI)	Adult Mental Health (AMH)	Adult Protective Services (APS)	Adult Services (AS)	Alternative Care (AC)	Chemical Dependency (CD)	Developmental Disabilities (DD)	Elderly Waiver (EW)	Total Programs
2014	14	14	255	324	31	892	24	460	462	312	2787
2015											
2016											
2017											

2014	Adult Brain Injury (BI)	Adult Community Alternative Care (CAC)	Adult Community Alternatives for Disabled Individuals (CADI)	Adult Mental Health (AMH)	Adult Protective Services (APS)	Adult Services (AS)	Alternative Care (AC)	Chemical Dependency (CD)	Developmental Disabilities (DD)	Elderly Waiver (EW)	Total Programs
January	14	14	259	327	31	903	24	442	464	312	2790
February	14	14	254	324	31	887	24	451	461	312	2772
March	14	14	253	320	30	885	24	487	460	311	2798
April											
May											
June											
July											
August											
September											
October											
November											
December	14	14	255	324	31	892	24	460	462	312	2787

Children's - Social Services Caseload

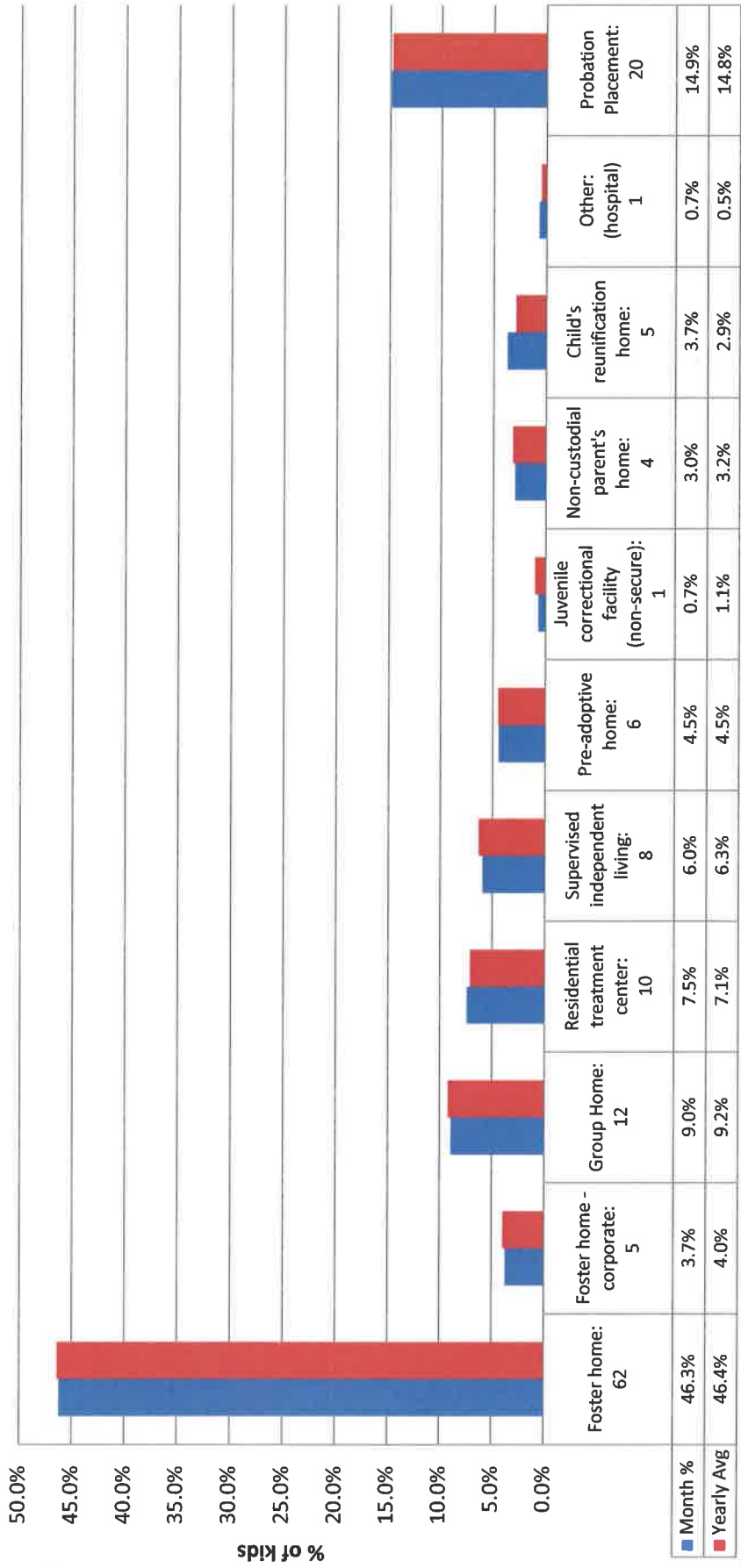
Average	Adolescent Independent Living (ALS)	Adoption	Child Brain Injury (BI)	Child Community Alternative Care (CAC)	Child Community Alternatives for Disabled Individuals (CADI)	Child Protection (CP)	Child Welfare (CW)	Children's Mental Health (CMH)	Early Intervention: Infants & Toddlers with Disabilities	Minor Parents (MP)	Parent Support Outreach Program (PSOP)	Total Programs
2014	42	18	0	5	33	130	102	104	1	1	12	448
2015												
2016												
2017												

2014	Adolescent Independent Living (ALS)	Adoption	Child Brain Injury (BI)	Child Community Alternative Care (CAC)	Child Community Alternatives for Disabled Individuals (CADI)	Child Protection (CP)	Child Welfare (CW)	Children's Mental Health (CMH)	Early Intervention: Infants & Toddlers with Disabilities	Minor Parents (MP)	Parent Support Outreach Program (PSOP)	Total Programs
January	39	18	0	5	33	120	105	99	0	1	16	436
February	44	18	0	5	34	128	99	105	1	1	10	445
March	44	18	0	4	32	143	102	108	1	1	10	463
April												
May												
June												
July												
August												
September												
October												
November												
December												
	42	18	0	5	33	130	102	104	1	1	12	448

2014 KIDS IN OUT OF HOME PLACEMENT

March		
	# of placements	Probation placements
Lincoln	5	1
Rock	15	2
Lyon	29	10
Pipestone	19	0
Redwood	35	7
Murray	11	0
Totals	114	20
Total # of kids	134	

**March 2014 - Placements by Category
134 Kids in Placement**



March 2014:

Total of 13 Children entered placement

1	Rock	Residential Treatment Center
1	Redwood	Non-Custodial Father
1	Redwood	Group Home
1	Redwood	Probation
1	Lyon	Probation
1	Lyon	Foster Care
1	Lyon	Foster Care
1	Lyon	Foster Care
1	Lyon	Hospital
4	Pipestone	Foster Care (siblings)

Total of 6 Children were discharged from placement

1	Murray	Residential Treatment Center
1	Murray	Trial Home Visit Over
1	Lyon	Group Home
1	Lyon	Group Home
1	Lyon	Residential
1	Redwood	Group Home

There were no adoptions this month.

APRIL 2014
BOARD APPROVAL ON THE FOLLOWING:

- AFCME Council 65 (Hinckley, MN) – 03/01/14 to 12/31/14; – Information Technology services, \$55/hr (new).**

- Food & Drug Administration (FDA) – 04/01/14 – 09/30/14; Retail Standards Grant Program offering a grant award for meeting standardization requirements for Inspection staff, \$3,000 (new).**

- MDH Follow Along Program (FAP) - 04/01/14 – 06/30/15; funding to support any activities related to the program, \$4576.80/qtr or \$22,884 annually (renewal).**

BOARD MEETING – 04/16/14

DONATION

- **Chris & Rebecca Ingebretsen (Luverne) donated backpacks for foster children to use when transitioning from home to foster care**