



“Committed to strengthening individuals, families and communities by providing quality services in a respectful, caring and cost-effective manner.”

**Board Agenda
Wednesday November 20, 2024
Marshall Government Center
Commissioners Room – 2nd Floor
9:00 a.m.**

HUMAN SERVICES

- A. Call to Order

- B. Pledge of Allegiance

- C. Consent Agenda
 - 1. Amend/Approval of Agenda
 - 2. Identification of Conflict of Interest
 - 3. Approval of 10/16/2024 Board Minutes

- D. Introduce New Staff
 - Madison Danneman, Case Aide– Resource Navigator, Slayton
 - Kristina Bucholz, County Agency Social Worker (CAC/CADI/BI), Redwood Falls

- E. Employee Recognition
 - Christine Harmon, Public Health Nurse, Redwood Falls 1 Year
 - Carol DeNoble, Social Worker, Luverne 1 Year
 - Emily Filzen, Lead Social Worker (CPS), Redwood Falls 5 Years
 - Melanie Guetter, Social Worker- Licensing, Redwood Falls 10 Years
 - Jennifer VanderSchaaf, MnCHOICES Lead Worker, Luverne 20 Years
 - Cindy Johnson, Child Support Officer, Redwood 35 Years

- F. Financial

HUMAN SERVICES (Cont.)

G. Caseload

	<u>10/24</u>	<u>10/23</u>	<u>9/24</u>	<u>8/24</u>
Social Services	3,648	3,805	3,646	3,665
Licensing	385	390	384	386
Out-of-Home Placements	168	153	173	169
Income Maintenance	13,283	14,486	13,307	13,505
Child Support Cases	2,673	2,833	2,674	2,691
Child Support Collections	\$661,701	\$727,115	\$668,069	\$669,848
Non IV-D Collections	\$183,522	\$70,844	\$107,637	\$225,553

H. Discussion/Information

1. Local Advisory Council- Elaine Herrick

I. Decision Items

1. 2025 Human Services Budget

COMMUNITY HEALTH

J. Call to Order

K. Consent Agenda

1. Amend/Approval of Agenda
2. Identification of Conflict of Interest
3. Approval of 10/16/2024 Board Minutes

L. Financial

M. Caseloads

	<u>10/24</u>	<u>09/24</u>	<u>08/24</u>
WIC	N/A	2035	2045
Family Home Visiting	22	26	28
PCA Assessments	14	10	15
Managed Care	231	194	205
Dental Varnishing	0	0	0
Refugee Health	6	0	5
Latent TB Medication Distribution	1	4	4
Water Tests	131	125	146
FPL Inspections	53	40	41
Immunizations	69	11	35
Car Seats	26	21	31

COMMUNITY HEALTH (Cont.)

- N. Discussion/ Information
 - 1. CredibleMind- Caitlyn VanDamme, Ann Orren

- O. Decision Items
 - 1. 2025 Community Health Budget
 - 2. 2025 Public Health Fees

GOVERNING BOARD

- P. Call to Order

- Q. Consent Agenda
 - 1. Amend/Approval of Agenda
 - 2. Identification of Conflict of Interest
 - 3. Approval of 10/16/2024 Board Minutes

- R. Financial

- S. Human Resources Statistics

	<u>10/24</u>	<u>10/23</u>	<u>9/24</u>	<u>8/24</u>
Number of Employees	243	232	242	243
Separations	1	2	3	5
New Hires	2	10	3	7
Current Open Positions		16		
Public Health Nurse		4		
Health Services Program Aide		1		
Social Worker CPS		1		
Social Worker LADC		1		
Social Worker Child Welfare		1		
Social Worker Adult Mental Health		1		
Social Worker Restorative Practices		1		
Eligibility Worker		2		
Fraud Prevention Investigator		1		
Information Technology Specialist Sr		1		
Case Aide Parenting Time Specialist		1		
Public Health Educator – SHIP		1		

GOVERNING BOARD (Cont.)

T. Discussion/Information

1. Adult Mental Health Consortium Advisory Committee Designee/Representative

U. Decision Items

1. Kerry Aberle, County Agency Social Worker- Primary Commitment Specialist, probationary appointment (12 months), \$25.60 hourly, effective 11/4/2024 – Pipestone Office
2. 2025 Medical Flex Amount
3. 2025 Non-Union Salary Increases and Insurance Contributions
4. 2025 SWHHS Budget
5. Request to Renew Adobe Subscription – Chris Cauwels
6. Request for Budgeted Laptops and Docks – Chris Cauwels
7. Request for Cubicles IT Area – Chris Cauwels
8. Request for SIEM Software – Chris Cauwels
9. Donations
 - Anonymous donation of two forty-two packs of mini play dough containers to be given out as treats for WIC/Kids in the Redwood Falls Office during Halloween week.
 - Ashley Hickman donated a riding toy and two doll houses to any children in foster placement.
 - Anonymous donation of a Pack and Play.

10. Contracts

V. Adjournment

Next Meeting Dates:

Wednesday, December 18, 2024 – Marshall

Wednesday, January 15, 2025 – Marshall

Wednesday, February 19, 2025 – Marshall

SOUTHWEST HEALTH & HUMAN SERVICES

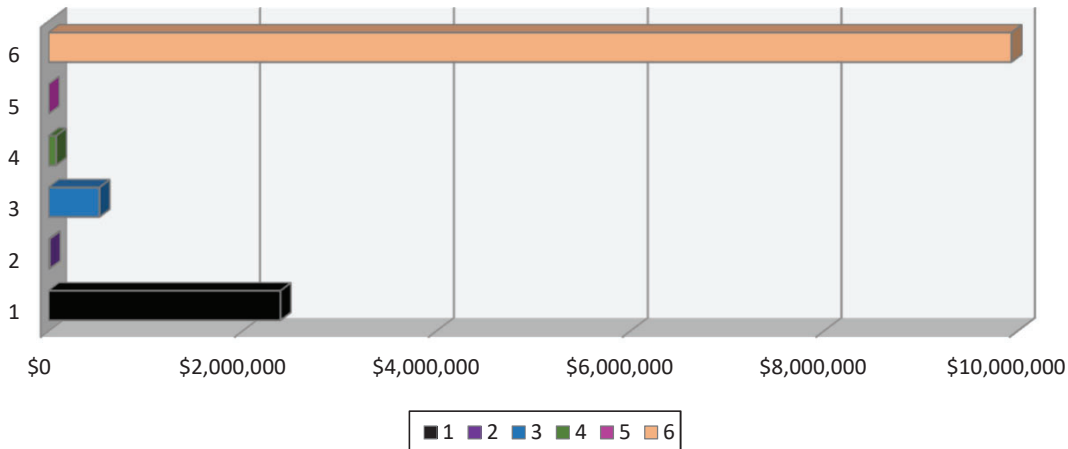
Ivanhoe, Marshall, Slayton, Pipestone, Redwood and Luverne

SUMMARY OF FINANCIAL ACCOUNTS REPORT For the Month Ending: **October 31, 2024**

* Income Maintenance * Social Services * Information Technology * Health *

Description	Month	Running Balance	
BEGINNING CHECKING BALANCE		\$1,993,211	
RECEIPTS			
Monthly Receipts	3,549,340		
County Contribution	284,847		
Interest on Savings	52,585		
TOTAL MONTHLY RECEIPTS		3,886,772	
DISBURSEMENTS			
Monthly Disbursements	3,488,331		
TOTAL MONTHLY DISBURSEMENTS		3,488,331	
ENDING CHECKING BALANCE		\$2,391,652	
REVENUE			
<i>Checking/Money Market</i>	<i>\$2,391,652</i>		
<i>SS Benefits Checking</i>	<i>\$11,068</i>		
<i>Bremer Savings</i>	<i>\$524,243</i>		
<i>First Interstate Bank Savings</i>	<i>\$77,432</i>		
<i>CD/Term Investment - Magic Fund</i>	<i>\$0</i>		
<i>Investments - MAGIC Fund</i>	<i>\$9,939,528</i>		
ENDING BALANCE		\$12,943,923	October 2023 Ending Balance \$12,826,935
DESIGNATED/RESTRICTED FUNDS			
Opioid Settlement		\$934,665	October 2023 Ending Balance
Agency Health Insurance		\$1,327,744	\$929,037
Private Purpose Trust Fund		\$11,232	
LCTS Lyon Murray Collaborative		\$206,785	
LCTS Rock Pipestone Collaborative		\$84,387	
LCTS Redwood Collaborative		\$70,702	
Local Advisory Council		\$556	October 2023 Ending Balance
AVAILABLE CASH BALANCE		\$10,307,851	\$11,071,089

REVENUE DESIGNATION



SWHHS TREND ANALYSIS

Total Cash and Investment Balance by Month

ALL FUNDS

	January	February	March	April	May	June	July	August	September	October	November	December	Average for Year
2018	\$4,721,044.88	\$4,333,938.53	\$2,935,770.10	\$1,965,449.62	\$2,570,090.71	\$5,977,407.40	\$6,033,326.24	\$5,731,633.62	\$4,391,517.44	\$3,775,199.56	\$5,252,398.36	\$6,085,906.40	\$4,481,140.24
2019	\$5,468,300.08	\$5,390,753.05	\$3,560,027.40	\$2,614,293.54	\$4,269,080.30	\$7,062,814.89	\$7,420,076.79	\$6,778,561.83	\$5,219,902.01	\$4,511,324.16	\$5,788,830.92	\$7,097,094.23	\$5,431,754.93
2020	\$5,612,100.09	\$5,244,836.41	\$3,999,085.28	\$3,557,399.16	\$3,544,281.51	\$8,279,950.83	\$8,206,914.72	\$8,087,152.70	\$7,320,202.93	\$6,302,908.56	\$6,288,111.05	\$8,688,761.65	\$6,260,975.41
2021	\$8,213,250.83	\$7,755,540.60	\$6,331,255.58	\$4,926,907.49	\$5,077,191.48	\$10,354,544.54	\$9,823,063.10	\$9,696,380.41	\$8,596,377.19	\$7,380,331.30	\$7,918,904.38	\$10,090,463.28	\$8,013,684.18
2022	\$9,063,232.17	\$9,669,188.89	\$8,757,032.95	\$7,551,267.96	\$7,600,154.97	\$11,926,913.67	\$11,759,179.93	\$11,073,388.31	\$9,901,872.00	\$9,446,009.83	\$10,477,101.38	\$11,454,718.79	\$9,890,005.07
2023	\$11,060,333.16	\$11,548,890.82	\$10,317,240.69	\$9,301,999.20	\$10,138,948.20	\$13,789,129.14	\$14,781,337.63	\$14,708,502.17	\$13,461,381.69	\$12,826,934.47	\$13,827,985.91	\$14,612,668.79	\$12,531,279.32
2024	\$12,990,412.51	\$13,407,987.82	\$11,788,426.03	\$10,210,044.11	\$10,134,674.15	\$14,479,546.19	\$15,771,391.01	\$16,034,651.70	\$14,484,828.29	\$12,943,922.71			

PUBLIC HEALTH

	January	February	March	April	May	June	July	August	September	October	November	December	Average for Year
2018	\$1,962,214.72	\$1,943,637.75	\$1,780,622.98	\$2,023,315.56	\$1,870,382.57	\$1,633,344.06	\$1,816,127.45	\$1,643,850.72	\$1,584,218.99	\$1,914,793.23	\$1,842,417.33	\$1,743,836.48	\$1,813,230.15
2019	\$1,851,277.80	\$1,972,764.31	\$1,918,434.61	\$2,063,608.18	\$2,039,616.86	\$1,918,780.30	\$2,044,401.82	\$2,039,261.99	\$1,915,329.19	\$2,036,424.83	\$1,985,685.37	\$1,910,997.42	\$1,974,715.22
2020	\$1,967,807.21	\$2,029,158.92	\$2,191,628.66	\$2,443,036.94	\$2,039,616.86	\$1,918,780.30	\$2,044,401.82	\$2,039,261.99	\$2,236,196.53	\$2,383,533.05	\$2,377,097.32	\$2,458,002.48	\$2,177,376.84
2021	\$2,686,372.79	\$2,595,490.74	\$2,483,393.31	\$2,394,881.79	\$2,704,232.84	\$2,797,102.25	\$2,854,166.91	\$2,927,270.22	\$2,887,651.14	\$2,943,305.87	\$3,062,913.28	\$3,061,698.33	\$2,783,206.62
2022	\$3,188,143.70	\$3,522,705.99	\$3,489,931.37	\$3,750,709.18	\$3,760,049.78	\$3,637,055.84	\$3,801,847.69	\$3,792,898.70	\$3,701,291.30	\$3,780,582.03	\$4,015,468.97	\$3,958,921.27	\$3,699,967.15
2023	\$4,092,369.86	\$4,485,621.04	\$4,522,574.88	\$4,317,365.64	\$4,392,590.53	\$4,413,234.48	\$4,329,419.65	\$4,465,577.48	\$4,276,687.45	\$4,346,328.21	\$4,280,939.44	\$3,969,889.82	\$4,324,383.21
2024	\$4,038,252.01	\$4,221,609.24	\$4,063,656.33	\$4,222,559.23	\$4,145,900.32	\$4,122,413.31	\$4,351,861.01	\$4,363,581.38	\$4,131,454.41	\$4,130,140.57			

HUMAN SERVICES

	January	February	March	April	May	June	July	August	September	October	November	December	Average for Year
2018	\$2,027,812.89	\$1,484,259.33	\$191,366.90	-\$965,731.97	-\$501,975.29	\$2,490,788.49	\$3,357,738.65	\$3,035,839.30	\$1,833,134.33	\$948,482.40	\$2,542,047.76	\$3,397,063.22	\$1,653,402.17
2019	\$2,581,063.09	\$2,265,158.91	\$405,973.82	-\$661,408.85	\$934,705.49	\$3,904,218.27	\$4,115,284.54	\$3,342,408.83	\$1,895,296.62	\$1,080,003.92	\$2,347,069.20	\$3,881,423.66	\$2,174,266.46
2020	\$2,332,934.55	\$1,794,776.37	\$446,580.09	-\$301,075.40	-\$322,039.73	\$4,477,838.46	\$4,384,474.68	\$4,260,536.62	\$3,518,651.39	\$2,410,104.32	\$2,492,480.39	\$4,846,662.00	\$2,528,493.65
2021	\$4,187,134.17	\$3,427,813.26	\$2,563,120.41	\$1,286,019.28	\$934,705.49	\$3,904,218.27	\$4,115,284.54	\$3,342,408.83	\$4,305,643.19	\$3,134,667.60	\$3,557,047.37	\$5,699,958.61	\$3,371,501.75
2022	\$4,620,423.53	\$4,781,219.71	\$3,878,657.09	\$2,403,835.75	\$2,505,036.95	\$7,134,523.44	\$6,827,202.31	\$6,300,253.90	\$5,236,120.79	\$4,373,885.31	\$5,527,904.49	\$6,555,357.85	\$5,012,035.09
2023	\$6,052,424.45	\$6,081,720.18	\$4,666,308.71	\$3,354,346.73	\$4,090,366.08	\$7,797,583.18	\$8,821,277.15	\$8,602,178.45	\$7,457,835.03	\$6,724,760.36	\$7,810,473.46	\$8,528,878.75	\$6,665,679.38
2024	\$6,839,001.71	\$7,235,453.39	\$5,532,685.68	\$3,788,842.32	\$3,831,588.73	\$8,238,989.43	\$9,073,694.44	\$9,105,465.52	\$7,668,104.26	\$6,177,710.77			

HEALTH INSURANCE

	January	February	March	April	May	June	July	August	September	October	November	December	Average for Year
2018	\$547,461.08	\$661,779.26	\$734,590.83	\$705,226.64	\$998,994.04	\$688,218.46	\$693,431.75	\$820,833.21	\$742,653.73	\$690,065.54	\$709,870.88	\$736,904.37	\$727,502.48
2019	\$830,786.86	\$898,632.50	\$996,671.64	\$973,046.88	\$1,015,393.62	\$1,046,007.99	\$1,064,138.10	\$1,127,623.68	\$1,189,707.87	\$1,200,976.08	\$1,195,846.02	\$1,051,604.82	\$1,049,203.01
2020	\$1,070,978.00	\$1,108,164.79	\$1,071,726.42	\$1,126,237.51	\$1,216,443.58	\$1,252,789.13	\$1,289,386.59	\$1,328,430.70	\$1,343,792.01	\$1,297,527.65	\$1,206,581.80	\$1,132,234.63	\$1,203,691.07
2021	\$1,103,507.67	\$1,443,581.40	\$1,012,036.66	\$973,311.22	\$1,025,293.31	\$970,211.29	\$957,506.41	\$1,089,406.61	\$1,075,654.66	\$1,043,092.63	\$1,036,496.53	\$1,025,248.14	\$1,062,945.54
2022	\$954,094.74	\$996,914.99	\$1,020,096.29	\$1,046,274.83	\$933,827.04	\$843,343.19	\$833,162.73	\$700,529.94	\$684,754.43	\$988,223.72	\$662,283.75	\$623,422.50	\$857,244.01
2023	\$612,668.68	\$678,479.43	\$767,125.93	\$804,622.27	\$763,093.34	\$779,663.23	\$844,301.69	\$833,854.87	\$909,715.53	\$929,036.75	\$862,791.28	\$1,271,163.67	\$838,043.06
2024	\$1,275,154.66	\$1,119,962.06	\$1,263,826.05	\$1,277,248.67	\$1,198,181.49	\$1,246,485.98	\$1,323,462.62	\$1,412,742.21	\$1,455,894.60	\$1,327,744.15			

Southwest Health and Human Services



LMD
11/11/24 9:43PM

Treasurer's Cash Trial Balance

As of 10/2024

Page 2

<u>Fund</u>	<u>Beginning Balance</u>	<u>This Month</u>	<u>YTD</u>	<u>Current Balance</u>
1 Health Services Fund	3,969,983.30			
Receipts		359,284.20	3,649,077.02	
Disbursements		82,514.85-	681,661.46-	
Payroll		278,083.19-	2,809,716.95-	
Journal Entries		0.00	2,458.66	
Fund Total		1,313.84-	160,157.27	4,130,140.57
2 Opioid Settlement	541,414.68			
Receipts		35,618.20	484,067.19	
Disbursements		12,861.10-	90,471.80-	
Payroll		0.00	345.11-	
Fund Total		22,757.10	393,250.28	934,664.96
5 Human Services Fund 410 General Administration	966,127.41-			
Receipts		76,624.56	723,816.95	
Disbursements		55,964.88-	655,061.72-	
Payroll		9,331.66-	98,562.74-	
Journal Entries		0.00	1,230.25	
Dept Total		11,328.02	28,577.26-	994,704.67-
5 Human Services Fund 420 Income Maintenance	5,589,707.22			
Receipts		494,969.21	8,624,943.27	
Disbursements		269,069.65-	3,859,356.12-	
Payroll		376,165.73-	3,982,267.84-	
Journal Entries		0.00	320.05	
Dept Total		150,266.17-	783,639.36	6,373,346.58
5 Human Services Fund 431 Social Services	8,129,449.12			
Receipts		707,311.67	15,055,753.28	
Disbursements		121,163.52-	1,135,118.08-	

Southwest Health and Human Services



LMD 11/11/24 9:43PM Treasurer's Cash Trial Balance As of 10/2024

<u>Fund</u>	<u>Beginning Balance</u>	<u>This Month</u>	<u>YTD</u>	<u>Current Balance</u>
SSIS		981,913.33-	7,865,091.85-	
Payroll		863,450.96-	8,964,172.53-	
Journal Entries		0.00	2,911.11-	
Dept Total		1,259,216.14-	2,911,540.29-	5,217,908.83
5 Human Services Fund	461	Information Systems		
	4,227,244.05-			
Receipts		669.33	60,760.10	
Disbursements		283.40-	4,778.57-	
Payroll		26,925.03-	247,577.45-	
Dept Total		26,539.10-	191,595.92-	4,418,839.97-
5 Human Services Fund	471	LCTS Collaborative Agency		
	0.00			
Receipts		0.00	221,546.00	
Disbursements		0.00	221,546.00-	
Dept Total		0.00	0.00	0.00
Fund Total	8,525,784.88	1,424,693.39-	2,348,074.11-	6,177,710.77
61 Agency Health Insurance				
	1,271,163.67			
Receipts		264,879.99	2,835,801.82	
Disbursements		393,030.44-	2,779,221.34-	
Fund Total		128,150.45-	56,580.48	1,327,744.15
71 LCTS Lyon Murray Collaborative Fund	471	LCTS Collaborative Agency		
	175,720.21			
Receipts		0.00	103,457.00	
Disbursements		0.00	72,392.00-	
Dept Total		0.00	31,065.00	206,785.21
Fund Total	175,720.21	0.00	31,065.00	206,785.21
73 LCTS Rock Pipestone Collaborative Fund	471	LCTS Collaborative Agency		
	46,144.81			

Southwest Health and Human Services



LMD 11/11/24 9:43PM Treasurer's Cash Trial Balance As of 10/2024

<u>Fund</u>	<u>Beginning Balance</u>	<u>This Month</u>	<u>YTD</u>	<u>Current Balance</u>
Receipts		0.00	38,392.00	
Disbursements		0.00	150.00-	
Dept Total		0.00	38,242.00	84,386.81
Fund Total	46,144.81	0.00	38,242.00	84,386.81
75 Redwood LCTS Collaborative	471	LCTS Collaborative Agency		
	78,858.51			
Receipts		0.00	85,035.00	
Disbursements		0.00	93,192.00-	
Dept Total		0.00	8,157.00-	70,701.51
Fund Total	78,858.51	0.00	8,157.00-	70,701.51
77 Local Advisory Council	477	Local Advisory Council		
	598.34			
Disbursements		0.00	42.00-	
Dept Total		0.00	42.00-	556.34
Fund Total	598.34	0.00	42.00-	556.34
78 Private Purpose Trust Fund	431	Social Services		
	3,000.39			
Receipts		8,068.00	94,505.00	
Disbursements		17,573.00-	86,273.00-	
Dept Total		9,505.00-	8,232.00	11,232.39
Fund Total	3,000.39	9,505.00-	8,232.00	11,232.39
All Funds	14,612,668.79			
Receipts		1,947,425.16	31,977,154.63	
Disbursements		952,460.84-	9,679,264.09-	
SSIS		981,913.33-	7,865,091.85-	
Payroll		1,553,956.57-	16,102,642.62-	
Journal Entries		0.00	1,097.85	
Total		1,540,905.58-	1,668,746.08-	12,943,922.71

Southwest Health and Human Services



RM-Stmt of Revenues & Expenditures

As Of 10/2024

Report Basis: Cash

DESCRIPTION	CURRENT MONTH	YEAR TO-DATE	2024 BUDGET	% OF BUDG	% OF YEAR	
FUND 1 HEALTH SERVICES FUND						
REVENUES						
CONTRIBUTIONS FROM COUNTIES	104,919.00-	767,688.00-	883,692.00-	87	83	
INTERGOVERNMENTAL REVENUES	1,655.00-	163,539.00-	168,500.00-	97	83	
STATE REVENUES	83,596.73-	1,068,334.69-	1,320,150.00-	81	83	
FEDERAL REVENUES	113,768.43-	1,183,525.59-	1,399,913.00-	85	83	
FEES	45,789.42-	378,955.72-	457,605.00-	83	83	
EARNINGS ON INVESTMENTS	9,465.33-	81,444.14-	29,850.00-	273	83	
MISCELLANEOUS REVENUES	90.29-	856.05-	7,550.00-	11	83	
TOTAL REVENUES	359,284.20-	3,644,343.19-	4,267,260.00-	85	83	2%
EXPENDITURES						
PROGRAM EXPENDITURES	0.00	0.00	0.00	0	83	over
PAYROLL AND BENEFITS	278,083.19	2,803,776.91	4,007,394.00	70	83	
OTHER EXPENDITURES	82,514.85	680,409.01	652,006.00	104	83	
TOTAL EXPENDITURES	360,598.04	3,484,185.92	4,659,400.00	75	83	8% under

Southwest Health and Human Services



RM-Stmt of Revenues & Expenditures

As Of 10/2024

Report Basis: Cash

DESCRIPTION	CURRENT MONTH	YEAR TO-DATE	2024 BUDGET	% OF BUDG	% OF YEAR	
FUND 5 HUMAN SERVICES FUND						
REVENUES						
CONTRIBUTIONS FROM COUNTIES	179,928.38-	8,182,555.75-	13,305,205.00-	61	83	
INTERGOVERNMENTAL REVENUES	0.00	101,989.00-	123,841.00-	82	83	
STATE REVENUES	189,134.89-	4,964,455.39-	5,973,027.00-	83	83	
FEDERAL REVENUES	362,269.22-	7,028,401.64-	7,697,964.00-	91	83	
FEES	247,158.84-	2,000,189.55-	2,306,164.00-	87	83	
EARNINGS ON INVESTMENTS	43,119.81-	371,023.17-	149,100.00-	249	83	
MISCELLANEOUS REVENUES	169,587.13-	1,246,800.06-	1,546,600.00-	81	83	
TOTAL REVENUES	1,191,198.27-	23,895,414.56-	31,101,901.00-	77	83	6% under
EXPENDITURES						
PROGRAM EXPENDITURES	1,172,026.24	10,734,225.29	11,791,540.00	91	83	
PAYROLL AND BENEFITS	1,255,213.70	13,237,536.03	16,512,609.00	80	83	
OTHER EXPENDITURES	188,651.72	2,271,728.46	2,797,752.00	81	83	
TOTAL EXPENDITURES	2,615,891.66	26,243,489.78	31,101,901.00	84	83	1% over

Southwest Health and Human Services



Revenues & Expend by Prog,Dept,Fund

Report Basis: Cash

<u>Element</u>	<u>Description</u>	<u>Account Number</u>		<u>Current Month</u>	<u>Year-To-Date</u>	<u>Budget</u>	<u>% of Bdgt</u>	<u>% of Year</u>
1 FUND	Health Services Fund							
410 DEPT	General Administration							
0 PROGRAM	...		Revenue					83
			Expend.	7,646.15	24,676.39	0.00	0	83
			Net	7,646.15	24,676.39	0.00	0	83
910 PROGRAM	CHA/CHIP		Revenue	0.00	6,023.54-	4,170.00-	144	83
			Expend.	5,327.94	32,446.54	70,907.00	46	83
			Net	5,327.94	26,423.00	66,737.00	40	83
915 PROGRAM	CDC Infrastructure Grant		Revenue	3,354.25-	39,582.74-	57,702.00-	69	83
			Expend.	1,813.22	29,418.81	59,954.00	49	83
			Net	1,541.03-	10,163.93-	2,252.00	451-	83
919 PROGRAM	PH Foundational		Revenue	51,431.37-	130,078.69-	172,800.00-	75	83
			Expend.	36,575.53	165,667.08	152,507.00	109	83
			Net	14,855.84-	35,588.39	20,293.00-	175-	83
930 PROGRAM	Administration		Revenue	114,527.93-	1,025,449.93-	1,036,704.00-	99	83
			Expend.	59,708.30	688,119.28	928,689.00	74	83
			Net	54,819.63-	337,330.65-	108,015.00-	312	83
410 DEPT	General Administration	Totals:	Revenue	169,313.55-	1,201,134.90-	1,271,376.00-	94	83
			Expend.	111,071.14	940,328.10	1,212,057.00	78	83
			Net	58,242.41-	260,806.80-	59,319.00-	440	83
481 DEPT	Nursing							
100 PROGRAM	Family Health		Revenue	225.00-	15,942.92-	15,445.00-	103	83
			Expend.	1,017.61	17,553.18	20,341.00	86	83
			Net	792.61	1,610.26	4,896.00	33	83
103 PROGRAM	Follow Along Program		Revenue	0.00	15,178.43-	20,117.00-	75	83
			Expend.	1,326.13	25,284.36	46,791.00	54	83
			Net	1,326.13	10,105.93	26,674.00	38	83
110 PROGRAM	TANF		Revenue	20,054.91-	99,406.99-	130,240.00-	76	83
			Expend.	42,656.12	118,416.44	96,564.00	123	83
			Net	22,601.21	19,009.45	33,676.00-	56-	83
125 PROGRAM	Asthma Program		Revenue					83
			Expend.	54.69	5,643.42	0.00	0	83
			Net	54.69	5,643.42	0.00	0	83

Southwest Health and Human Services



Revenues & Expend by Prog,Dept,Fund

Report Basis: Cash

<u>Element</u>	<u>Description</u>	<u>Account Number</u>		<u>Current Month</u>	<u>Year-To-Date</u>	<u>Budget</u>	<u>% of Bdgt</u>	<u>% of Year</u>
130 PROGRAM	WIC		Revenue	45,104.00-	536,476.00-	514,577.00 -	104	83
			Expend.	41,938.68	489,122.52	679,605.00	72	83
			Net	3,165.32-	47,353.48-	165,028.00	29-	83
210 PROGRAM	CTC Outreach		Revenue	10,897.83-	106,592.46-	179,962.00 -	59	83
			Expend.	9,491.13	99,490.15	177,866.00	56	83
			Net	1,406.70-	7,102.31-	2,096.00 -	339	83
265 PROGRAM	Strong Foundations FHV		Revenue	3,690.92-	100,412.23-	182,218.00 -	55	83
			Expend.	6,115.63	83,654.33	177,476.00	47	83
			Net	2,424.71	16,757.90-	4,742.00 -	353	83
270 PROGRAM	Maternal Child Health - Title V		Revenue	2,479.15-	116,414.82-	180,373.00 -	65	83
			Expend.	7,117.95	101,135.93	265,729.00	38	83
			Net	4,638.80	15,278.89-	85,356.00	18-	83
280 PROGRAM	MCH Dental Health		Revenue	0.00	0.00	1,000.00 -	0	83
			Expend.	28.44	1,175.84	7,081.00	17	83
			Net	28.44	1,175.84	6,081.00	19	83
285 PROGRAM	MCH Blood Lead		Revenue					83
			Expend.	226.65	4,457.84	16,644.00	27	83
			Net	226.65	4,457.84	16,644.00	27	83
295 PROGRAM	MCH Car Seat Program		Revenue	1,689.93-	16,345.49-	11,000.00 -	149	83
			Expend.	4,214.14	50,227.27	75,086.00	67	83
			Net	2,524.21	33,881.78	64,086.00	53	83
300 PROGRAM	Case Management		Revenue	36,904.13-	433,384.34-	336,212.00 -	129	83
			Expend.	28,204.66	349,802.06	353,928.00	99	83
			Net	8,699.47-	83,582.28-	17,716.00	472-	83
330 PROGRAM	MNChoices		Revenue	0.00	155,079.95-	203,974.00 -	76	83
			Expend.	17,083.74	191,098.74	244,193.00	78	83
			Net	17,083.74	36,018.79	40,219.00	90	83
603 PROGRAM	Disease Prevention and Control		Revenue	197.14-	26,997.10-	199,158.00 -	14	83
			Expend.	13,254.34	153,009.13	192,911.00	79	83
			Net	13,057.20	126,012.03	6,247.00 -	2,017-	83
660 PROGRAM	MIIC		Revenue					83
			Expend.	1.20	575.99	3,746.00	15	83
			Net	1.20	575.99	3,746.00	15	83

Southwest Health and Human Services



Revenues & Expend by Prog,Dept,Fund

Report Basis: Cash

<u>Element</u>	<u>Description</u>	<u>Account Number</u>		<u>Current Month</u>	<u>Year-To-Date</u>	<u>Budget</u>	<u>% of Bdgt</u>	<u>% of Year</u>
481 DEPT	Nursing	Totals:	Revenue	121,243.01-	1,622,230.73-	1,974,276.00 -	82	83
			Expend.	172,731.11	1,690,647.20	2,357,961.00	72	83
			Net	51,488.10	68,416.47	383,685.00	18	83
483 DEPT	Health Education							
500 PROGRAM	Direct Client Services		Revenue	0.00	5,847.29-	5,112.00 -	114	83
			Expend.	794.68	11,609.20	18,292.00	63	83
			Net	794.68	5,761.91	13,180.00	44	83
510 PROGRAM	SHIP		Revenue	0.00	164,005.44-	224,631.00 -	73	83
			Expend.	15,962.96	193,287.89	293,888.00	66	83
			Net	15,962.96	29,282.45	69,257.00	42	83
540 PROGRAM	Toward Zero Deaths (TZD) Safe Roads L		Revenue	0.00	3,022.95-	16,598.00 -	18	83
			Expend.	101.37	4,561.55	16,322.00	28	83
			Net	101.37	1,538.60	276.00 -	557-	83
541 PROGRAM	Toward Zero Deaths (TZD) Safe Roads LP		Revenue	3,396.43-	5,223.72-	16,458.00 -	32	83
			Expend.	836.19	5,324.38	16,703.00	32	83
			Net	2,560.24-	100.66	245.00	41	83
551 PROGRAM	Pipestone Drug Free Communities		Revenue	28,406.66-	110,381.90-	125,000.00 -	88	83
			Expend.	7,978.49	115,833.48	125,475.00	92	83
			Net	20,428.17-	5,451.58	475.00	1,148	83
565 PROGRAM	Cannabis		Revenue	0.00	0.00	50,000.00 -	0	83
			Expend.	1,678.84	1,801.52	0.00	0	83
			Net	1,678.84	1,801.52	50,000.00 -	4-	83
570 PROGRAM	Regional Health Equity Network Grant		Revenue	0.00	41,215.09-	0.00	0	83
			Expend.	0.00	40,097.31	0.00	0	83
			Net	0.00	1,117.78-	0.00	0	83
900 PROGRAM	Emergency Preparedness		Revenue	0.00	73,162.73-	93,761.00 -	78	83
			Expend.	6,592.94	75,866.48	94,885.00	80	83
			Net	6,592.94	2,703.75	1,124.00	241	83
903 PROGRAM	Response Sustainability-PHEP		Revenue	25,489.39-	51,831.31-	173,110.00 -	30	83
			Expend.	8,141.62	59,922.01	175,478.00	34	83
			Net	17,347.77-	8,090.70	2,368.00	342	83
905 PROGRAM	COVID-19 Pandemic		Revenue	6,776.16-	32,978.24-	0.00	0	83
			Expend.	3,513.66	30,988.04	0.00	0	83
			Net	3,262.50-	1,990.20-	0.00	0	83

Southwest Health and Human Services



Revenues & Expend by Prog,Dept,Fund

Report Basis: Cash

<u>Element</u>	<u>Description</u>	<u>Account Number</u>		<u>Current Month</u>	<u>Year-To-Date</u>	<u>Budget</u>	<u>% of Bdgt</u>	<u>% of Year</u>
907 PROGRAM	Crisis Response Workforce Grant (COVIL		Revenue	0.00	27,341.54-	0.00	0	83
			Expend.	0.00	26,370.86	0.00	0	83
			Net	0.00	970.68-	0.00	0	83
483 DEPT	Health Education	Totals:	Revenue	64,068.64-	515,010.21-	704,670.00-	73	83
			Expend.	45,600.75	565,662.72	741,043.00	76	83
			Net	18,467.89-	50,652.51	36,373.00	139	83
485 DEPT	Environmental Health							
800 PROGRAM	Environmental		Revenue	1,679.00-	246,676.30-	226,858.00-	109	83
			Expend.	24,155.35	212,651.17	251,407.00	85	83
			Net	22,476.35	34,025.13-	24,549.00	139-	83
809 PROGRAM	Environmental Water Lab		Revenue	2,980.00-	59,291.05-	90,080.00-	66	83
			Expend.	7,039.69	73,796.68	96,932.00	76	83
			Net	4,059.69	14,505.63	6,852.00	212	83
830 PROGRAM	FDA Standardization Grant		Revenue					83
			Expend.	0.00	1,100.05	0.00	0	83
			Net	0.00	1,100.05	0.00	0	83
485 DEPT	Environmental Health	Totals:	Revenue	4,659.00-	305,967.35-	316,938.00-	97	83
			Expend.	31,195.04	287,547.90	348,339.00	83	83
			Net	26,536.04	18,419.45-	31,401.00	59-	83
1 FUND	Health Services Fund	Totals:	Revenue	359,284.20-	3,644,343.19-	4,267,260.00-	85	83
			Expend.	360,598.04	3,484,185.92	4,659,400.00	75	83
			Net	1,313.84	160,157.27-	392,140.00	41-	83

Southwest Health and Human Services



Revenues & Expend by Prog,Dept,Fund

Report Basis: Cash

<u>Element</u>	<u>Description</u>	<u>Account Number</u>		<u>Current Month</u>	<u>Year-To-Date</u>	<u>Budget</u>	<u>% of Bdgt</u>	<u>% of Year</u>
5 FUND	Human Services Fund							
410 DEPT	General Administration							
0 PROGRAM	...							
			Revenue					83
			Expend.	11,328.02-	28,578.37	33,605.00	85	83
			Net	11,328.02-	28,578.37	33,605.00	85	83
410 DEPT	General Administration	Totals:	Revenue					83
			Expend.	11,328.02-	28,578.37	33,605.00	85	83
			Net	11,328.02-	28,578.37	33,605.00	85	83
420 DEPT	Income Maintenance							
0 PROGRAM	...		Revenue					83
			Expend.	5.10	98.62	0.00	0	83
			Net	5.10	98.62	0.00	0	83
600 PROGRAM	Income Maint Administrative/Overhead		Revenue	77,345.11-	3,042,278.55-	4,209,520.00 -	72	83
			Expend.	127,599.90	1,421,496.63	1,491,047.00	95	83
			Net	50,254.79	1,620,781.92-	2,718,473.00 -	60	83
601 PROGRAM	Income Maint/Random Moment Payroll		Revenue					83
			Expend.	230,946.29	2,427,302.17	3,019,158.00	80	83
			Net	230,946.29	2,427,302.17	3,019,158.00	80	83
602 PROGRAM	Income Maint FPI Investigator		Revenue	50.00-	68,802.00-	210,256.00 -	33	83
			Expend.	5,352.61	103,452.23	200,109.00	52	83
			Net	5,302.61	34,650.23	10,147.00 -	341-	83
605 PROGRAM	MN Supplemental Aid (MSA)/GRH		Revenue	4,360.16-	39,407.79-	50,000.00 -	79	83
			Expend.	14,311.39	58,178.81	50,000.00	116	83
			Net	9,951.23	18,771.02	0.00	0	83
610 PROGRAM	TANF(AFDC/MFIP/DWP)		Revenue	1,205.00-	8,175.97-	8,400.00 -	97	83
			Expend.	981.19	2,239.94	5,040.00	44	83
			Net	223.81-	5,936.03-	3,360.00 -	177	83
620 PROGRAM	General Asst(GA)/Final Disposition		Revenue	5,800.08-	102,427.69-	37,000.00 -	277	83
			Expend.	7,800.00	198,977.95	301,000.00	66	83
			Net	1,999.92	96,550.26	264,000.00	37	83
630 PROGRAM	Food Support (FS)		Revenue	14,780.00-	667,608.27-	635,500.00 -	105	83
			Expend.	775.88	5,031.63	2,500.00	201	83
			Net	14,004.12-	662,576.64-	633,000.00 -	105	83

Southwest Health and Human Services



Revenues & Expend by Prog,Dept,Fund

Report Basis: Cash

<u>Element</u>	<u>Description</u>	<u>Account Number</u>		<u>Current Month</u>	<u>Year-To-Date</u>	<u>Budget</u>	<u>% of Bdgt</u>	<u>% of Year</u>
640 PROGRAM	Child Support (IVD)		Revenue	39,253.96-	750,204.50-	1,597,558.00 -	47	83
			Expend.	77,562.53	790,073.44	1,231,801.00	64	83
			Net	38,308.57	39,868.94	365,757.00 -	11-	83
650 PROGRAM	Medical Assistance (MA)		Revenue	352,174.90-	3,942,030.64-	4,620,000.00 -	85	83
			Expend.	179,900.49	2,832,816.63	3,345,000.00	85	83
			Net	172,274.41-	1,109,214.01-	1,275,000.00 -	87	83
680 PROGRAM	Refugee Cash Assistance (RCA)		Revenue	0.00	2,372.00-	0.00	0	83
			Expend.					83
			Net	0.00	2,372.00-	0.00	0	83
420 DEPT	Income Maintenance	Totals:	Revenue	494,969.21-	8,623,307.41-	11,368,234.00 -	76	83
			Expend.	645,235.38	7,839,668.05	9,645,655.00	81	83
			Net	150,266.17	783,639.36-	1,722,579.00 -	45	83
431 DEPT	Social Services							
0 PROGRAM	...		Revenue					83
			Expend.	80.21	735.89	0.00	0	83
			Net	80.21	735.89	0.00	0	83
700 PROGRAM	Social Service Administrative/Overhead		Revenue	192,254.56-	8,313,401.23-	11,980,137.00 -	69	83
			Expend.	311,537.34	3,137,187.86	3,279,379.00	96	83
			Net	119,282.78	5,176,213.37-	8,700,758.00 -	59	83
701 PROGRAM	Social Services/SSTS		Revenue					83
			Expend.	644,479.23	6,911,604.48	9,269,397.00	75	83
			Net	644,479.23	6,911,604.48	9,269,397.00	75	83
710 PROGRAM	Children's Social Services Programs		Revenue	72,742.84-	1,566,386.02-	1,993,256.00 -	79	83
			Expend.	434,394.04	4,161,867.27	4,439,251.00	94	83
			Net	361,651.20	2,595,481.25	2,445,995.00	106	83
711 PROGRAM	YIP Grant (Circle)-Dept of Public Safety		Revenue	0.00	9,757.94-	0.00	0	83
			Expend.	3,410.03	20,070.65	0.00	0	83
			Net	3,410.03	10,312.71	0.00	0	83
712 PROGRAM	CIRCLE Program		Revenue	0.00	5,000.00-	5,000.00 -	100	83
			Expend.	2,098.40	17,724.58	13,000.00	136	83
			Net	2,098.40	12,724.58	8,000.00	159	83
713 PROGRAM	STAY Program Grant (formerly SELF)		Revenue	0.00	42,603.00-	45,000.00 -	95	83
			Expend.	2,338.55	26,077.68	45,000.00	58	83
			Net	2,338.55	16,525.32-	0.00	0	83

Southwest Health and Human Services



Revenues & Expend by Prog,Dept,Fund

Report Basis: Cash

<u>Element</u>	<u>Description</u>	<u>Account Number</u>		<u>Current Month</u>	<u>Year-To-Date</u>	<u>Budget</u>	<u>% of Bdgt</u>	<u>% of Year</u>
714 PROGRAM	PrimeWest Reinvestment Grant		Revenue					83
			Expend.	151.09	54,738.49	0.00	0	83
			Net	151.09	54,738.49	0.00	0	83
715 PROGRAM	Children Waivers		Revenue	8,061.39-	89,579.30-	110,000.00-	81	83
			Expend.	0.00	559.86	0.00	0	83
			Net	8,061.39-	89,019.44-	110,000.00-	81	83
716 PROGRAM	FGDM/Family Group Decision Making		Revenue	0.00	88,582.62-	123,032.00-	72	83
			Expend.	6,993.63	61,766.33	123,032.00	50	83
			Net	6,993.63	26,816.29-	0.00	0	83
717 PROGRAM	Family Assmt Response Grant/Discr Fund		Revenue	0.00	28,570.66-	37,888.00-	75	83
			Expend.	4,145.34	25,006.91	37,888.00	66	83
			Net	4,145.34	3,563.75-	0.00	0	83
718 PROGRAM	PSOP/Parent Support Outreach Program		Revenue	0.00	39,182.50-	30,113.00-	130	83
			Expend.	2,052.30	26,200.14	30,113.00	87	83
			Net	2,052.30	12,982.36-	0.00	0	83
719 PROGRAM	CCIP/Comm.Crime Intervention&Prevent		Revenue	26,250.38-	32,707.79-	0.00	0	83
			Expend.	15,671.39	40,448.97	0.00	0	83
			Net	10,578.99-	7,741.18	0.00	0	83
720 PROGRAM	Child Care/Child Protection		Revenue	2,050.00-	9,293.10-	20,500.00-	45	83
			Expend.	1,886.00	12,625.70	2,500.00	505	83
			Net	164.00-	3,332.60	18,000.00-	19-	83
721 PROGRAM	CC Basic Slide Fee/Cty Match to DHS		Revenue	2,011.00-	18,516.00-	46,194.00-	40	83
			Expend.	3,614.00	39,751.00	43,365.00	92	83
			Net	1,603.00	21,235.00	2,829.00-	751-	83
726 PROGRAM	MFIP/SW MN PIC		Revenue	866.00-	8,325.00-	7,000.00-	119	83
			Expend.					83
			Net	866.00-	8,325.00-	7,000.00-	119	83
730 PROGRAM	Chemical Dependency		Revenue	10,281.81-	203,646.76-	207,500.00-	98	83
			Expend.	12,595.15	90,891.98	233,500.00	39	83
			Net	2,313.34	112,754.78-	26,000.00	434-	83
740 PROGRAM	Mental Health (Both Adults & Children)		Revenue	0.00	45.60-	0.00	0	83
			Expend.					83
			Net	0.00	45.60-	0.00	0	83

Southwest Health and Human Services



Revenues & Expend by Prog,Dept,Fund

Report Basis: Cash

<u>Element</u>	<u>Description</u>	<u>Account Number</u>		<u>Current Month</u>	<u>Year-To-Date</u>	<u>Budget</u>	<u>% of Bdgt</u>	<u>% of Year</u>
741 PROGRAM	Mental Health - Adults Only		Revenue	98,121.97-	998,261.45-	1,299,626.00 -	77	83
			Expend.	419,726.24	1,935,227.43	1,862,749.00	104	83
			Net	321,604.27	936,965.98	563,123.00	166	83
742 PROGRAM	Mental Health - Children Only		Revenue	58,823.54-	781,724.98-	884,553.00 -	88	83
			Expend.	53,134.96	862,708.76	1,069,265.00	81	83
			Net	5,688.58-	80,983.78	184,712.00	44	83
750 PROGRAM	Developmental Disabilities		Revenue	52,659.67-	718,358.11-	774,144.00 -	93	83
			Expend.	14,148.63	202,073.69	257,169.00	79	83
			Net	38,511.04-	516,284.42-	516,975.00 -	100	83
760 PROGRAM	Adult Services		Revenue	116,830.06-	1,357,265.29-	1,284,724.00 -	106	83
			Expend.	9,099.37	90,453.48	85,200.00	106	83
			Net	107,730.69-	1,266,811.81-	1,199,524.00 -	106	83
765 PROGRAM	Adult Waivers		Revenue	54,606.51-	678,593.70-	844,000.00 -	80	83
			Expend.	13,219.97	183,620.19	198,500.00	93	83
			Net	41,386.54-	494,973.51-	645,500.00 -	77	83
431 DEPT	Social Services	Totals:	Revenue	695,559.73-	14,989,801.05-	19,692,667.00 -	76	83
			Expend.	1,954,775.87	17,901,341.34	20,989,308.00	85	83
			Net	1,259,216.14	2,911,540.29	1,296,641.00	225	83
461 DEPT 0 PROGRAM	Information Systems ...		Revenue	669.33-	60,760.10-	41,000.00 -	148	83
			Expend.	27,208.43	252,356.02	433,333.00	58	83
			Net	26,539.10	191,595.92	392,333.00	49	83
461 DEPT	Information Systems	Totals:	Revenue	669.33-	60,760.10-	41,000.00 -	148	83
			Expend.	27,208.43	252,356.02	433,333.00	58	83
			Net	26,539.10	191,595.92	392,333.00	49	83
471 DEPT 702 PROGRAM	LCTS Collaborative Agency LCTS		Revenue	0.00	221,546.00-	0.00	0	83
			Expend.	0.00	221,546.00	0.00	0	83
			Net	0.00	0.00	0.00	0	83
471 DEPT	LCTS Collaborative Agency	Totals:	Revenue	0.00	221,546.00-	0.00	0	83
			Expend.	0.00	221,546.00	0.00	0	83
			Net	0.00	0.00	0.00	0	83
5 FUND	Human Services Fund	Totals:	Revenue	1,191,198.27-	23,895,414.56-	31,101,901.00 -	77	83
			Expend.	2,615,891.66	26,243,489.78	31,101,901.00	84	83
			Net	1,424,693.39	2,348,075.22	0.00	0	83

Social Services Caseload:

Yearly Averages	Adult Services	Children's Services	Total Programs
2018	2683	617	3299
2019	2651	589	3241
2020	2623	572	3195
2021	2694	560	3254
2022	2729	567	3295
2023	2820	575	3395
2024			

2024	Adult Services	Children's Services	Total Programs
January	2770	638	3408
February	2783	652	3435
March	2765	637	3402
April	2714	624	3338
May	2729	609	3338
June	2710	558	3268
July	2716	534	3250
August	2745	508	3253
September	2754	508	3262
October	2709	554	3263
November			0
December			0
Average	2740	582	3322

Adult - Social Services Caseload

Average	Adult Brain Injury (BI)	Adult Community Access for Disability Inclusion (CADI)	Adult Community Alternative Care (CAC)	Adult Essential Community Supports	Adult Mental Health (AMH)	Adult Protective Services (APS)	Adult Services (AS)	Alternative Care (AC)	Chemical Dependency (CD)	Developmental Disabilities (DD)	Elderly Waiver (EW)	Total Programs
2018	11	299	14	0	282	43	880	18	353	451	331	2683
2019	9	319	13	0	261	58	887	17	295	542	339	2651
2020	10	328	12	0	270	61	869	15	287	453	319	2623
2021	9	362	13	0	272	50	926	14	299	446	303	2609
2022	8	387	12	0	260	72	996	16	230	448	303	2671
2023	8	406	10	0	246	83	1065	17	228	450	306	2757
2024												

*Note: CADI name change and there is a new category (Adult Essential Community Supports)

2024	Adult Brain Injury (BI)	Adult Community Access for Disability Inclusion (CADI)	Adult Community Alternative Care (CAC)	Adult Essential Community Supports	Adult Mental Health (AMH)	Adult Protective Services (APS)	Adult Services (AS)	Alternative Care (AC)	Chemical Dependency (CD)	Developmental Disabilities (DD)	Elderly Waiver (EW)	Total Programs
January	11	398	10	0	242	93	1026	22	194	470	304	2770
February	11	396	10	0	240	97	1004	23	227	470	305	2783
March	10	395	10	0	233	94	992	22	230	471	308	2765
April	10	396	10	0	221	103	968	21	204	471	310	2714
May	10	391	10	0	220	92	964	23	237	470	312	2729
June	10	389	10	0	226	101	945	24	219	469	317	2710
July	9	393	12	0	231	104	953	17	212	467	318	2716
August	9	392	12	0	228	121	953	20	225	468	317	2745
September	9	401	12	0	232	134	955	20	216	459	316	2754
October	9	394	12	0	225	138	973	19	182	448	309	2709
November												0
December												0
	10	395	11	0	230	108	973	21	215	466	312	2773

Children's - Social Services Caseload

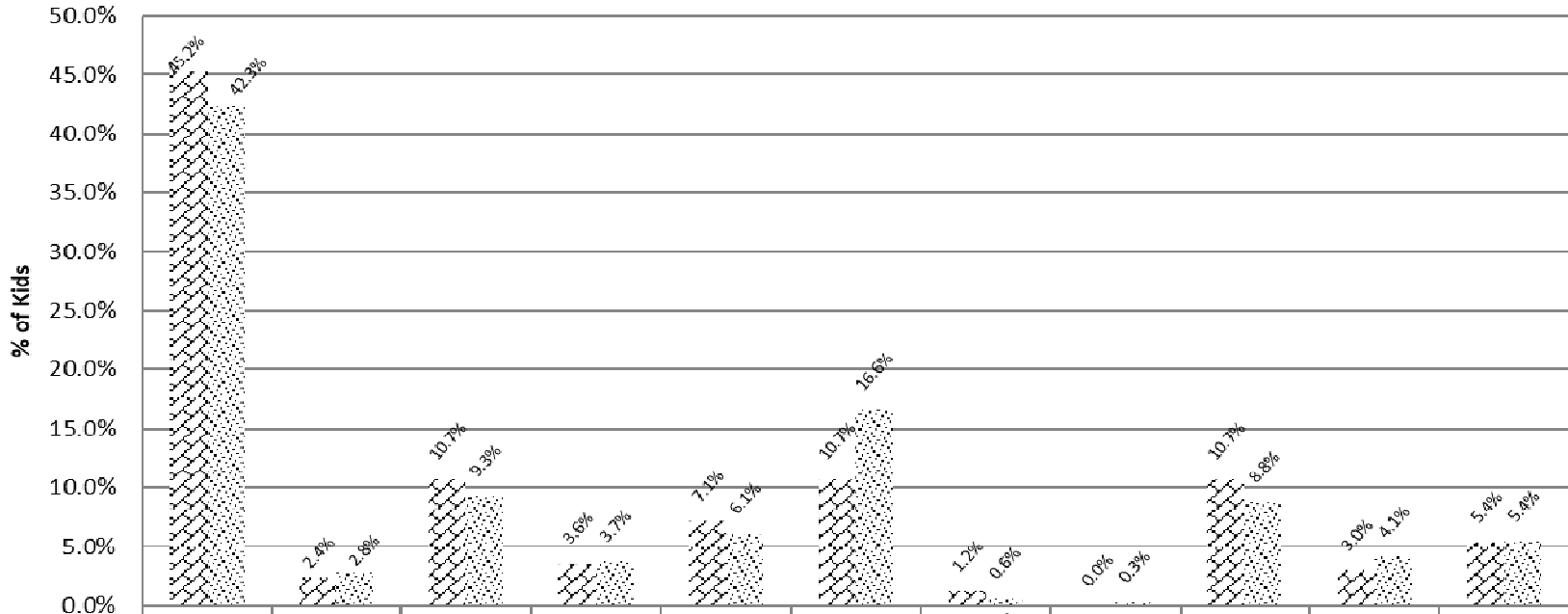
Average	Adolescent Independent Living (ALS)	Adoption	Child Brain Injury (BI)	Child Community Alternative Care (CAC)	Child Community Alternatives for Disabled Individuals (CADI)	Child Protection (CP)	Child Welfare (CW)	Children's Mental Health (CMH)	Early Intervention: Infants & Toddlers with Disabilities	Minor Parents (MP)	Parent Support Outreach Program (PSOP)	Total Programs
2018	46	23	0	11	40	180	182	110	0	0	25	604
2019	36	18	0	11	40	170	191	94	0	0	30	589
2020	30	29	0	12	48	163	178	82	0	0	32	572
2021	21	33	0	13	59	165	155	85	0	0	31	591
2022	23	30	0	13	64	176	145	78	0	0	38	592
2023	22	31	0	12	64	166	158	86	0	0	37	584
2024												

2024	Adolescent Independent Living (ALS)	Adoption	Child Brain Injury (BI)	Child Community Alternative Care (CAC)	Child Community Alternatives for Disabled Individuals (CADI)	Child Protection (CP)	Child Welfare (CW)	Children's Mental Health (CMH)	Early Intervention: Infants & Toddlers with Disabilities	Minor Parents (MP)	Parent Support Outreach Program (PSOP)	Total Programs
January	23	26	0	12	65	189	178	99	0	0	46	638
February	23	25	0	12	65	202	184	104	0	0	37	652
March	23	25	0	12	65	188	192	107	0	0	25	637
April	23	23	0	12	65	168	189	114	0	0	30	624
May	23	24	0	12	65	166	174	115	0	0	30	609
June	19	24	0	12	64	144	150	112	0	0	33	558
July	19	17	0	10	63	142	151	103	0	0	29	534
August	19	16	0	9	64	134	143	97	0	0	26	508
September	19	13	0	9	63	139	138	99	0	0	28	508
October	18	11	0	9	63	156	167	99	0	0	31	554
November												0
December												0
	21	20	0	11	64	163	167	105	0	0	32	642

2024 KIDS IN OUT OF HOME PLACEMENT - BY COUNTY

	Jan-24	Feb-24	Mar-24	Apr-24	May-24	Jun-24	Jul-24	Aug-24	Sep-24	Oct-24	Nov-24	Dec-24	YTD Average	2023 Average
Lincoln	5	5	4	4	4	4	4	4	7	7			5	5
Lyon	69	69	70	74	70	71	75	70	74	72			71	51
Murray	14	16	16	17	17	19	19	19	19	17			17	14
Pipestone	22	20	21	21	19	19	20	21	21	20			20	21
Redwood	43	41	38	45	45	47	47	44	38	39			43	53
Rock	10	7	7	7	7	7	8	11	14	13			9	10
Monthly Totals	163	158	156	168	162	167	173	169	173	168	0	0		

**October 2024 - Placement by Category
168 Kids in Placement**



	Foster home: 76	Foster home - corporate: 4	Group Home: 18	Residential treatment center: 6	Supervised independent living: 12	Pre-adoptive home: 18	Juvenile correctional facility (non-secure): 2	Non-custodial parent's home: 0	Child's reunification home: 18	Other: 5 Pre kinship home=4 unauthorize d absence=1	Probation Placement: 9
Month %	45.2%	2.4%	10.7%	3.6%	7.1%	10.7%	1.2%	0.0%	10.7%	3.0%	5.4%
Yearly Avg	42.3%	2.8%	9.3%	3.7%	6.1%	16.6%	0.6%	0.3%	8.8%	4.1%	5.4%

October 2024: Total kids in placement = 168

Total of 8 Children entered placement

1	Lyon	Foster Home
2	Lyon	Probation
3	Redwood	Foster Home
2	Redwood	Group Home

Total of 13 Children were discharged from placement (discharges from previous month)

2	Lyon	ADOPTED
2	Lyon	Child's Reunification Home
1	Lyon	Supervised Independent Living
2	Murray	ADOPTED
1	Pipestone	Foster Home
2	Redwood	Pre-Kinship Home
1	Redwood	Child's Reunification Home
1	Redwood	Supervised Independent Living
1	Rock	Child's Reunification Home

NON IVD COLLECTIONS

October 2024

PROGRAM	ACCOUNT	TOTAL
MSA/GRH	05-420-605.5803	4,360
TANF (MFIP/DWP/AFDC)	05-420-610.5803	1,205
GA	05-420-620.5803	5,724
GA Final Disposition Recovery	05-420-620.5804	76
FS	05-420-630.5803	180
CS (PI Fee, App Fee, etc)	05-420-640.5501	415
MA Probate Fees	05-420-650-5501	0
MA Recoveries & Estate Collections (25% retained by agency)	05-420-650.5803	124,905
REFUGEE	05-420-680.5803	0
CHILDRENS		
Court Visitor Fee	05-431-700.5514	0
Parental Fees, Holds	05-431-710.5501	8,024
OOH/FC Recovery	05-431-710.5803	18,548
Social Security Recovery	78-431-710.5803	8,068
CHILDCARE		
Licensing	05-431-720.5502	0
Corp FC Licensing	05-431-720.5505	2,050
Over Payments	05-431-721&722.5803	260
CHEMICAL DEPENDENCY		
SUD Assessment Fee	05-431-730.5504	2,723
CD Assessments	05-431-730.5519	2,436
Detox Fees	05-431-730.5520	590
SUD Treatment	05-431-730.5523	3,200
Over Payments	05-431-730.5803	0
MENTAL HEALTH		
Insurance Copay	05-431-740.5803	0
Over Payments	05-431-741 or 742.5803	0
DEVELOPMENTAL DISABILITIES		
Insurance Copay/Overpayments	05-431-750.5803	0
ADULT		
Court Visitor Fee	05-431-760.5515	0
Insurance Copay/Overpayments	05-431-760.5803	758
TOTAL NON-IVD COLLECTIONS		183,522

2024 SWMN-LAC ANNUAL REPORT

The SWMN-LAC (Local Advisory Council); serving, Lincoln, Lyon, Pipestone, Murray, Redwood, Rock, and Yellow Medicine Counties; is pleased to report on its activities during 2024.

PURPOSE

The purpose of the SWMN-LAC is to use knowledge from a broad range of people, who utilize or provide mental health services, to find ways to improve local mental health services. LAC believes in promoting independence and safety of people with mental illness.

MEETING DATE / LOCATION

LAC meetings are held via zoom and in-person on the 2nd Monday of January, March, May, July, September, and November. Zoom link: <https://swmhhs.zoom.us/j/89624409874> at SWHHS Lyon County Office located at 607 W. Main Street, Suite 100, Marshall, MN 56258.

PARTICIPANTS

The LAC is comprised of members who have mental health diagnosis, community partners, as well as representatives from SWHHS children and adult social service programs. During 2024, 22+ community partners and individuals or loved ones with lived experiences attended our meetings. LAC and members continue to share information about the LAC meetings, stipend, etc. in hopes of attracting new members.

PRESENTERS

We continue to have presenters at our meetings to share about their programs and raise awareness. These speakers are crucial as the availability and presence of providers is ever changing. We strive to have our LAC be an informational outlet for both our consumers and providers. Our presenters this year included United Community Action, Minnesota Disability Law Center, Western Mental Health Center, Greater Minnesota, Senior Life Solutions, and WRAP.

GAPS IDENTIFIED

- Transportation: Lack of public transportation. Lack of available bus routes in communities that have public transportation. Lack of volunteer drivers. Volunteer drivers are not reimbursed for unloaded (where the person is not in the vehicle) miles.
- Housing: Lack of available housing, low-income, and income-based housing. Difficulties finding affordable housing. Lack of livable and safe housing.
- Staffing issues: Challenging to access services they qualify for due to staffing shortages. Delays in being able to receive mental health care. Staffing issues are affecting adult foster care homes, personal care attendants, homemaker services, mental health services, etc. Lack of in-home providers for family therapy and family skills. Longer wait times for needed services.
- Mental Health Beds: Both private Behavioral Health Units and State Operated Services has a lack of beds and long-wait lists for inpatient bed placements.
- Difficulties with insurance changes due to income guideline changes post Covid-19 emergency.
- Services: Lack of services available in smaller rural communities. This results in people needing to travel to larger communities to receive services.
- Increase in cost of living: People are having to choose between basic living expense and needed services such as therapy and medications.

- Medications: Not all pharmacies carry all prescribed medications. Individuals who need injectable antipsychotic medication have a difficult time finding a pharmacy that carries it and a nurse to administer the injection. People are required to have prior authorization before taking a medication. This applies to both new and current medications. With having to wait on a prior authorization and being unable to access the medications, a person's mental health may decline.
- School settings: For some people there are no alternative school settings available when the traditional school setting does not meet the child's needs.
- Medical Assistance: There is an asset limit. This affects people who have assets such as land, home, rentals, etc. Not having MA limits there access to providers, services, and medications.

Southwest Health and Human Services BUDGET	Approved		Approved		Approved		Approved		FINAL	
HUMAN SERVICES	2021	2021	2022	2022	2023	2023	2024	2024	2025	
Category	Budget	Actual	Budget	Actual	Budget	Actual	Budget	Actual->Oct	Budget	
EXPENDITURES										
420 Income Maintenance / Child Support										
6100 - Personnel	\$4,484,125	\$4,263,064	\$4,620,373	\$4,454,668	\$4,923,623	\$4,631,093	\$5,002,905	\$3,983,166	\$5,118,388	
6200 - Services & Charges	\$506,700	\$474,799	\$434,715	\$360,510	\$380,350	\$336,953	\$356,200	\$291,625	\$361,100	
6300-6800 - Administrative Overhead	\$771,853	\$697,898	\$776,853	\$739,087	\$788,460	\$1,169,833	\$903,510	\$741,595	\$924,374	
6000 - Payment for/belief clients	\$2,481,250	\$3,353,852	\$3,104,625	\$3,463,515	\$3,263,040	\$3,697,266	\$3,383,040	\$2,823,283	\$3,446,100	
Reserves										
Subtotal	\$8,243,928	\$8,789,613	\$8,936,566	\$9,017,780	\$9,355,473	\$9,835,145	\$9,645,655	\$7,839,669	\$9,849,962	
431 Social Services										
710-719 - Children's Services	\$4,118,976	\$3,740,533	\$4,075,616	\$4,426,657	\$4,580,700	\$4,216,966	\$4,661,252	\$4,272,046	\$4,714,833	
720-727 - Child Care/MFIP Admin./PIC.	\$85,965	\$49,405	\$47,965	\$45,731	\$46,065	\$55,769	\$45,865	\$52,377	\$52,500	
730 - Chemical Dependency	\$545,000	\$309,357	\$397,100	\$248,420	\$243,000	\$190,823	\$232,500	\$90,891	\$164,500	
740-742 - Mental Health	\$3,944,746	\$3,391,752	\$3,957,318	\$2,200,138	\$3,323,360	\$3,057,246	\$2,928,014	\$2,797,935	\$3,980,258	
750 - Developmental Dis.	\$368,851	\$238,907	\$330,428	\$258,180	\$342,412	\$251,181	\$257,169	\$202,073	\$252,140	
760-765 - Adult Services	\$233,700	\$231,193	\$254,500	\$335,231	\$281,200	\$324,249	\$283,700	\$274,072	\$292,200	
Subtotal	\$9,297,238	\$7,961,147	\$9,062,927	\$7,514,357	\$8,816,737	\$8,096,234	\$8,408,500	\$7,689,394	\$9,456,431	
6100 - Personnel	\$9,265,617	\$9,054,976	\$9,450,640	\$9,437,797	\$9,933,999	\$9,919,844	\$11,050,666	\$8,978,215	\$11,810,133	
6200 - Services and Charges	\$522,900	\$502,712	\$515,047	\$487,572	\$531,400	\$490,647	\$533,170	\$490,015	\$541,250	
6300-6800 - Administrative Overhead	\$946,316	\$872,505	\$980,900	\$892,844	\$1,023,458	\$921,429	\$996,972	\$743,710	\$1,087,522	
Reserves										
Subtotal	\$10,734,833	\$10,430,193	\$10,946,587	\$10,818,213	\$11,488,857	\$11,331,920	\$12,580,808	\$10,211,940	\$13,438,905	
410 General Administration										
6100 - Personel	\$67,663	\$141,787	\$105,344	\$107,267	\$89,449	\$115,658	\$33,605	\$28,577	\$34,482	
6604-6890 - Administrative Overhead	\$0	\$0	\$0	\$0	\$0	\$0	\$0	\$0	\$0	
Subtotal	\$67,663	\$141,787	\$105,344	\$107,267	\$89,449	\$115,658	\$33,605	\$28,577	\$34,482	
461 Information Systems										
6100 - Personnel	\$303,955	\$288,112	\$314,385	\$318,919	\$333,985	\$269,893	\$425,433	\$247,578	\$347,187	
6200 - Services and Charges	\$1,200	\$0	\$1,200	\$0	\$1,200	\$1,200	\$1,200	\$1,300	\$1,200	
6300-6400 - Administrative Overhead	\$7,600	\$4,443	\$7,400	\$8,087	\$5,400	\$5,259	\$6,700	\$3,479	\$7,250	
Subtotal	\$312,755	\$292,555	\$322,985	\$327,006	\$340,585	\$276,352	\$433,333	\$252,357	\$355,637	
Combined Expenditures										
6100 - Personnel	\$14,121,360	\$13,747,939	\$14,490,742	\$14,318,651	\$15,281,056	\$14,936,488	\$16,512,609	\$13,237,536	\$17,310,190	52.2%
6200 - Services & Charges	\$1,030,800	\$977,511	\$950,962	\$848,082	\$912,950	\$828,800	\$890,570	\$782,940	\$903,550	2.7%
6300-6800 - Administrative Overhead	\$1,725,769	\$1,574,846	\$1,765,153	\$1,640,018	\$1,817,318	\$2,096,521	\$1,907,182	\$1,488,784	\$2,019,146	6.1%
6000 - Payments for/belief clients	\$11,778,488	\$11,314,999	\$12,167,552	\$10,977,872	\$12,079,777	\$11,793,500	\$11,791,540	\$10,512,677	\$12,902,531	38.9%
Interfund Transfer to Insurance						\$290,500				
Reserves										
Total Expenditures	\$28,656,417	\$27,615,295	\$29,374,409	\$27,784,623	\$30,091,101	\$29,945,809	\$31,101,901	\$26,021,937	\$33,135,417	

Southwest Health and Human Services Budget	Approved		Approved		Approved		Approved		FINAL	
HUMAN SERVICES Category	2021 Budget	2021 Actual	2022 Budget	2022 Actual	2023 Budget	2023 Actual	2024 Budget	2024 Actual->Oct	2025 Budget	
REVENUE										
420 Income Maintenance / Child Support										
5400 - Federal	\$3,555,200	\$3,706,202	\$3,732,000	\$3,752,828	\$3,656,243	\$4,085,315	\$3,872,500	\$3,567,173	\$4,290,500	
5200-5300 - State	\$968,117	\$1,262,442	\$1,198,509	\$1,281,694	\$1,375,924	\$1,972,011	\$1,599,765	\$1,129,067	\$1,635,161	
5500-5900 - Other	\$923,900	\$1,479,892	\$1,180,410	\$1,141,455	\$1,152,200	\$1,532,036	\$1,372,200	\$1,144,999	\$1,183,943	
Reserve spending										
5000 - County Taxes	\$3,946,100	\$3,979,746	\$4,064,483	\$3,941,876	\$4,267,707	\$4,352,258	\$4,523,769	\$2,782,069	\$4,749,958	
Subtotal	\$9,393,317	\$10,428,282	\$10,175,402	\$10,117,853	\$10,452,074	\$11,941,620	\$11,368,234	\$8,623,308	\$11,859,562	
431 Social Services										
5400 - Federal	\$4,076,453	\$3,742,299	\$4,057,285	\$3,785,347	\$3,939,128	\$3,786,629	\$3,825,464	\$3,239,684	\$3,865,616	
5200-5300 - State	\$4,694,771	\$4,001,402	\$4,434,442	\$4,499,285	\$4,708,026	\$4,864,275	\$4,497,103	\$3,937,378	\$5,352,355	
5500-5900 - Other	\$2,799,800	\$2,521,756	\$2,786,651	\$2,545,081	\$2,675,500	\$2,823,221	\$2,588,664	\$2,412,253	\$2,752,377	
Reserve spending										
5000 - County Taxes	\$7,660,076	\$7,725,388	\$7,889,879	\$7,651,877	\$8,284,373	\$8,448,499	\$8,781,436	\$5,400,488	\$9,220,507	
Subtotal	\$19,231,100	\$17,990,845	\$19,168,257	\$18,481,590	\$19,607,027	\$19,922,624	\$19,692,667	\$14,989,803	\$21,190,855	
461 Information Systems										
5500-5900 - Participating Entities	\$32,000	\$51,455	\$30,750	\$40,441	\$32,000	\$52,735	\$41,000	\$60,761	\$85,000	
Subtotal	\$32,000	\$51,455	\$30,750	\$40,441	\$32,000	\$52,735	\$41,000	\$60,761	\$85,000	
Combined Revenues										
5400 - Federal	\$7,631,653	\$7,448,501	\$7,789,285	\$7,538,175	\$7,595,371	\$7,871,944	\$7,697,964	\$6,806,857	\$8,156,116	24.6%
5300 - State	\$5,662,888	\$5,263,844	\$5,632,951	\$5,780,979	\$6,083,950	\$6,836,286	\$6,096,868	\$5,066,445	\$6,987,516	21.1%
5500-5800 - Other	\$3,755,700	\$4,053,103	\$3,997,811	\$3,726,977	\$3,859,700	\$4,407,992	\$4,001,864	\$3,618,013	\$4,021,320	12.1%
Reserve spending										
5000 - County Taxes	\$11,606,176	\$11,705,134	\$11,954,362	\$11,593,753	\$12,552,080	\$12,800,757	\$13,305,205	\$8,182,557	\$13,970,465	42.2%
Total Revenues	\$28,656,417	\$28,470,582	\$29,374,409	\$28,639,884	\$30,091,101	\$31,916,979	\$31,101,901	\$23,673,872	\$33,135,417	
SUMMARY										
Revenue	\$28,656,417	\$28,470,582	\$29,374,409	\$28,639,884	\$30,091,101	\$31,916,979	\$31,101,901	\$23,673,872	\$33,135,417	
Expenditures	\$28,656,417	\$27,615,295	\$29,374,409	\$27,784,623	\$30,091,101	\$29,945,809	\$31,101,901	\$26,021,937	\$33,135,417	
Difference	\$0	\$855,287	\$0	\$855,261	\$0	\$1,971,170	\$0	-\$2,348,065	\$0	
Designated										
						MA renewal \$	\$509,698			
						Primewest \$	\$360,447			
						Difference	\$1,101,025			

2025 Human Services Levy Funding

County	Net			% Used			
	Tax Capacity	%	Population	%	SEAGRs	%	for Funding
Lyon	\$ 60,035,726	22.70%	25,269	34.31%	\$ 8,146,364	34.68%	30.57%
Murray	\$ 46,273,949	17.50%	8,179	11.11%	\$ 1,825,114	7.77%	12.13%
Redwood	\$ 64,103,849	24.24%	15,425	20.95%	\$ 6,457,803	27.49%	24.23%
Lincoln	\$ 23,359,027	8.83%	5,640	7.66%	\$ 1,074,805	4.58%	7.02%
Rock	\$ 40,375,839	15.27%	9,704	13.18%	\$ 2,291,991	9.76%	12.73%
Pipestone	\$ 30,296,976	11.46%	9,424	12.80%	\$ 3,691,864	15.72%	13.32%
Total	\$ 264,445,366	100.00%	73,641	100.00%	\$ 23,487,941	100.00%	100.00%

LAST THREE YEARS OF SEAGR DATA

County	2021	2022	2023	Totals
Lyon	\$ 2,771,054	\$ 2,625,918	\$ 2,749,392	\$ 8,146,364
Murray	\$ 623,095	\$ 535,620	\$ 666,399	\$ 1,825,114
Redwood	\$ 2,340,833	\$ 2,215,456	\$ 1,901,515	\$ 6,457,803
Lincoln	\$ 464,590	\$ 305,517	\$ 304,698	\$ 1,074,805
Rock	\$ 729,010	\$ 634,326	\$ 928,654	\$ 2,291,991
Pipestone	\$ 981,997	\$ 1,178,520	\$ 1,531,347	\$ 3,691,864

County	2024		2025 Proposed		Difference	over 10 years	2025 Levy Payable	5%	2025 Levy	
	Levy	%	Levy	%				Levy Increase	with Increase	
Lyon	\$ 3,992,502	30.01%	\$ 4,066,933	30.01%	\$ 74,431	\$ 7,443	\$ 3,999,945	\$ 199,997	\$ 4,199,942	0.301
Murray	\$ 1,560,495	11.73%	\$ 1,613,279	11.73%	\$ 52,784	\$ 5,278	\$ 1,565,773	\$ 78,289	\$ 1,644,062	0.118
Redwood	\$ 3,220,479	24.20%	\$ 3,223,461	24.20%	\$ 2,982	\$ 298	\$ 3,220,777	\$ 161,039	\$ 3,381,816	0.242
Lincoln	\$ 1,116,778	8.39%	\$ 934,379	8.39%	\$ (182,399)	\$ (18,240)	\$ 1,098,538	\$ 54,927	\$ 1,153,465	0.083
Rock	\$ 1,735,150	13.04%	\$ 1,694,361	13.04%	\$ (40,789)	\$ (4,079)	\$ 1,731,071	\$ 86,554	\$ 1,817,625	0.130
Pipestone	\$ 1,679,801	12.63%	\$ 1,772,792	12.63%	\$ 92,991	\$ 9,299	\$ 1,689,100	\$ 84,455	\$ 1,773,555	0.127
Total	\$ 13,305,205	100.00%	\$ 13,305,205	100.00%	\$ (0.00)	\$ (0.00)	\$ 13,305,205	\$ 665,260	\$ 13,970,465	1.000

	IM - 600 - 30%	IV-D - 640 - 4%	SS - 700 - 66%	Total
Lyon	\$1,259,982	\$167,998	\$2,771,962	\$4,199,942
Murray	\$493,219	\$65,762	\$1,085,081	\$1,644,062
Redwood	\$1,014,544	\$135,273	\$2,231,999	\$3,381,816
Lincoln	\$346,040	\$46,138	\$761,287	\$1,153,465
Rock	\$545,288	\$72,705	\$1,199,632	\$1,817,625
Pipestone	\$532,067	\$70,942	\$1,170,546	\$1,773,555
Total	\$4,749,958	\$922,507	\$9,220,507	\$13,970,465



2024 Public Health Statistics

	WIC	Family Home Visiting	MnChoices PCA Assessments	Managed Care	Dental Varnish	Refugee Health	LTBI Medication Distribution	Water Tests	FPL Inspections	Imm	Car Seats	COVID Vaccine Admin
'12 Avg	1857	48	15	187	81							
'13 Avg	2302	37	21	211	90							
'14 Avg	2228	60	25	225	112	6	30					
'15 Avg	2259	86	23	238	112	12	36					
'16 Avg	2313	52	22	265	97	12	27					
'17 Avg	2217	47	22	290	56	9	25					
'18 Avg	2151	50	22	324	23	4	18	128	48	57	19	
'19 Avg	2018	31	10	246	18	4	10	131	47	63	20	
'20 Avg	2008	27	8	224	-	-	6	129	34	21	7	
'21 Avg	1921	19	8	195	-	1	4	132	41	24	9	633
'22 Avg	1984	35	9	189	-	1	17	171	47	41	12	4
'23 Avg	2096	33	11	175	-	4	2	133	41	57	16	-

	WIC	Family Home Visiting	MnChoices Assessments	Managed Care	Dental Varnish	Refugee Health	LTBI/DOT Medication Distribution	Water Tests	FPL Inspections	Imm	Car Seats
11/23	2091	30	4	186	0	0	4	97	43	103	18
12/23	2106	24	8	214	0	11	5	95	37	52	32
1/24	2102	26	13	261	0	0	0	113	31	19	19
2/24	2092	42	11	281	0	9	4	110	27	63	8
3/24	2081	33	17	299	0	2	1	104	31	64	18
4/24	2104	36	14	292	0	10	1	103	38	70	19
5/24	2077	30	14	264	0	26	18	109	26	57	18
6/24	2042	43	10	220	0	15	2	133	60	23	18
7/24	2063	42	12	190	0	1	5	140	65	25	20
8/24	2045	28	15	205	0	5	4	146	41	35	30
9/24	2035	26	10	194	0	0	4	125	40	11	21
10/24		22	14	231	0	6	1	131	53	69	26
11/24											
12/24											

CredibleMind: The One Stop Shop for Mental Wellbeing Resources

CredibleMind is the free online platform that brings together expert rated and vetted videos, podcasts, apps, online programs, books and articles all in one easy to use place.

Confidential and available 24/7, with CredibleMind you can learn new skills, understand your own mental health, take a mental health assessment and browse our library of thousands of mental wellbeing resources.

CredibleMind covers over 200 topics including:

- Stress
- Burnout
- Anxiety
- Depression
- Relationships
- Mindfulness
- Resilience
- Coping with Medical Diagnosis
- Time-Management
- Happiness
- Sleep
- Parenting
- Grief and Loss
- Flourishing
- Substance Use
- Aging

Get started today by signing up and taking a mental health assessment. Some assessments you'll find on CredibleMind are:

- Is it Job Stress or Burnout?
- What's your Mental Health Profile?
- How Strong is Your Resilience Network?
- Is Caring for Others Taking a Toll on You?
- Is Your Mind Full or Are You Mindful?
- What's Your Meditation Style?

By signing up, you will have access to: past assessment results to track improvement over time, your favorite resources, and handpicked CredibleMind resources right to your email!

No matter what you are going through, CredibleMind has resources to help with science-backed evidence you can trust.



Southwest Health & Human Services BUDGET	Approved		Approved		Approved		Approved		FINAL	Fund 01 & 02
HEALTH SERVICES	2021	2021	2022	2022	2023	2023	2024	2024	2025	
Category	Budget	Actual	Budget	Actual	Budget	Actual	Budget	Actual->Oct	Budget	
EXPENDITURES										
481 Nursing										
6100 - Personnel	\$1,795,690	\$1,361,838	\$1,945,043	\$1,528,441	\$2,017,161	\$1,663,714	\$2,057,140	\$1,441,279	\$2,293,671	
6200 - Services & Charges	\$169,061	\$166,773	\$130,403	\$156,522	\$184,756	\$150,378	\$134,805	\$116,285	\$167,470	
6300-6400 - Administrative Overhead Costs	\$192,346	\$146,375	\$158,300	\$161,695	\$192,666	\$172,663	\$166,016	\$133,083	\$169,485	
Subtotal	\$2,157,097	\$1,674,986	\$2,233,746	\$1,846,658	\$2,394,583	\$1,986,755	\$2,357,961	\$1,690,647	\$2,630,626	
483 Health Education										
6100 - Personnel	\$378,353	\$882,195	\$383,331	\$408,248	\$389,237	\$383,525	\$632,360	\$379,668	\$617,566	
6200 - Services & Charges	\$19,618	\$33,867	\$42,085	\$51,050	\$42,415	\$51,311	\$41,927	\$97,029	\$40,590	
6300-6400 - Administrative Overhead Costs	\$173,040	\$174,478	\$76,064	\$139,572	\$166,070	\$114,950	\$225,809	\$179,791	\$225,530	
Subtotal	\$571,011	\$1,090,540	\$501,480	\$598,870	\$597,722	\$549,786	\$900,096	\$656,488	\$883,686	
485 Environmental Health										
6100 - Personnel	\$248,155	\$225,458	\$257,250	\$264,485	\$273,354	\$283,886	\$300,973	\$243,366	\$309,970	
6200 - Services & Charges	\$6,805	\$5,190	\$4,500	\$7,679	\$9,000	\$5,813	\$6,776	\$6,801	\$7,586	
6300-6400 - Administrative Overhead Costs	\$51,100	\$41,074	\$39,450	\$48,889	\$44,600	\$48,643	\$40,590	\$37,380	\$39,515	
Subtotal	\$306,060	\$271,722	\$301,200	\$321,053	\$326,954	\$338,342	\$348,339	\$287,547	\$357,071	
410 Administration										
6100 - Personnel	\$485,725	\$410,559	\$502,600	\$577,401	\$601,688	\$701,609	\$1,022,422	\$739,819	\$959,888	
6200 - Services & Charges	\$53,500	\$49,697	\$147,348	\$54,262	\$55,880	\$249,304	\$53,280	\$75,942	\$55,332	
6300-6800 - Administrative Overhead Costs	\$210,269	\$81,944	\$107,872	\$108,287	\$131,416	\$102,117	\$136,355	\$124,567	\$152,712	
Reserves	\$0	\$0	\$0	\$0	\$0	\$0	\$0	\$0	\$0	
Subtotal	\$749,494	\$542,200	\$757,820	\$739,950	\$788,984	\$1,053,030	\$1,212,057	\$940,328	\$1,167,932	
Combined Expenditures										
6100 - Personnel	\$2,907,923	\$2,880,050	\$3,088,224	\$2,778,575	\$3,281,440	\$3,032,734	\$4,012,895	\$2,804,132	\$4,181,095	83.0%
6200 - Services & Charges	\$248,984	\$255,527	\$324,336	\$269,513	\$292,051	\$456,806	\$236,788	\$296,057	\$270,978	5.4%
6300-6800 - Administrative Overhead	\$626,755	\$443,871	\$381,686	\$458,443	\$534,752	\$438,373	\$568,770	\$474,821	\$587,242	11.7%
Interfund Transfer to Insurance						\$59,500				
Reserves	\$0	\$0	\$0	\$0	\$0	\$0	\$0	\$0	\$0	
Total Expenditures	\$3,783,662	\$3,579,448	\$3,794,246	\$3,506,531	\$4,108,243	\$3,987,413	\$4,818,453	\$3,575,010	\$5,039,315	

Southwest Health and Human Services Budget	Approved		Approved		Approved		Approved		FINAL	Fund 01 & 02
HEALTH SERVICES	2021	2021	2022	2022	2023	2023	2024	2024	2025	
Category	Budget	Actual	Budget	Actual	Budget	Actual	Budget	Actual->June	Budget	
REVENUE										
481 Nursing										
5400 - Federal	\$917,773	\$928,241	\$878,947	\$993,185	\$927,794	\$902,301	\$1,090,394	\$850,616	\$1,005,398	
5300 - State	\$509,027	\$432,508	\$604,636	\$519,520	\$741,600	\$528,296	\$463,039	\$422,009	\$639,261	
5200 & 5500-5800 - Other	\$462,780	\$450,562	\$453,280	\$465,942	\$494,800	\$402,407	\$420,843	\$349,605	\$440,100	
Reserve spending	\$0	\$0	\$0	\$0	\$0	\$0	\$383,685	\$0	\$0	
Subtotal	\$1,889,580	\$1,811,311	\$1,936,863	\$1,978,647	\$2,164,194	\$1,833,004	\$2,357,961	\$1,622,230	\$2,084,759	
483 Health Education										
5400 - Federal	\$302,216	\$452,490	\$240,667	\$375,305	\$351,634	\$303,160	\$251,817	\$293,327	\$263,304	
5200-5300 - State	\$224,631	\$388,307	\$224,631	\$431,437	\$224,631	\$249,113	\$611,906	\$704,963	\$717,833	
5500-5800 - Other	\$500	\$143,497	\$950	\$5,948	\$950	\$740	\$0	\$787	\$2,000	
Reserve spending	\$0	\$0	\$0	\$0	\$0	\$0	\$36,373	\$0	\$0	
Subtotal	\$527,347	\$984,294	\$466,248	\$812,690	\$577,215	\$553,013	\$900,096	\$999,077	\$983,137	
485 Environmental Health										
5400 - Federal	\$0	\$3,000	\$0	\$0	\$0	\$0	\$0	\$0	\$0	
5300 - State	\$35,500	\$92,184	\$50,000	\$111,676	\$50,000	\$31,228	\$111,676	\$114,085	\$111,671	
5100 & 5500-5800 - Other	\$193,400	\$154,193	\$193,400	\$193,961	\$200,400	\$198,267	\$205,262	\$191,882	\$200,600	
Reserve spending	\$0	\$0	\$0	\$0	\$0	\$0	\$31,401	\$0	\$0	
Subtotal	\$228,900	\$249,377	\$243,400	\$305,637	\$250,400	\$229,495	\$348,339	\$305,967	\$312,271	
410 Administration										
5400 - Federal	\$0	\$0	\$0	\$0	\$0	\$8,810	\$57,702	\$39,583	\$57,702	
5300 - State	\$40,000	\$48,921	\$60,000	\$206,432	\$60,000	\$215,857	\$292,582	\$311,345	\$335,827	
5500-5800 - Other	\$17,400	\$8,816	\$7,300	\$19,322	\$7,050	\$251,607	\$37,400	\$82,520	\$40,500	
Reserve spending	\$0	\$0	\$0	\$0	\$0	\$0	\$87,963	\$0	\$0	
5000 - County Taxes	\$1,080,435	\$1,080,435	\$1,080,435	\$896,600	\$1,049,384	\$1,049,384	\$883,692	\$767,688	\$1,123,025	
Subtotal	\$1,137,835	\$1,138,172	\$1,147,735	\$1,122,354	\$1,116,434	\$1,525,658	\$1,359,339	\$1,201,136	\$1,557,054	
Combined Revenues										
5400 - Federal	\$1,219,989	\$1,383,731	\$1,119,614	\$1,368,490	\$1,279,428	\$1,214,271	\$1,399,913	\$1,183,526	\$1,326,404	26.3%
5200-5300 - State	\$809,158	\$961,920	\$939,267	\$1,269,065	\$1,076,231	\$1,024,494	\$1,479,203	\$1,552,402	\$1,804,592	35.8%
5500-5800 - Other	\$674,080	\$757,068	\$654,930	\$685,173	\$703,200	\$853,021	\$663,505	\$624,794	\$683,200	13.6%
Reserve spending	\$0	\$0	\$0	\$0	\$0	\$0	\$392,140	\$0	\$102,094	2.0%
5000 - County Taxes	\$1,080,435	\$1,080,435	\$1,080,435	\$896,600	\$1,049,384	\$1,049,384	\$883,692	\$767,688	\$1,123,025	22.3%
Total Revenues	\$3,783,662	\$4,183,154	\$3,794,246	\$4,219,328	\$4,108,243	\$4,141,170	\$4,818,453	\$4,128,410	\$5,039,315	
SUMMARY										
Revenue	\$3,783,662	\$4,183,154	\$3,794,246	\$4,219,328	\$4,108,243	\$4,141,170	\$4,818,453	\$4,128,410	\$5,039,315	
Expenditures	\$3,783,662	\$3,579,448	\$3,794,246	\$3,506,531	\$4,108,243	\$3,987,413	\$4,818,453	\$3,575,010	\$5,039,315	
Difference	\$0	\$603,706	\$0	\$712,797	\$0	\$153,757	\$0	\$553,400	\$0	



**Southwest Health and Human Services
Public Health Fees
Effective January 1, 2025**

*Dental Varnish	\$40/Visit
Refugee Health/Green Card	\$20
*Immunizations	\$20/immunization administration
Sharps Containers	2 gal \$12, 1 gal \$9, 1 qt \$7 - includes disposal fee
*Public Health Nursing Clinic and Family Home Visits	
Home	\$200.00
Office Visit	\$120/visit
New Day Care Inspections	\$200
Education/Wellness/Car Seat Presentations	\$75/hour/staff with minimum of one-hour charge
Radon Kits-Short Term	\$6.00/kit (fee includes tax)
*Depression Screening	\$30
*ASQ or ASQ-SE (staff administered)	\$25
*Car Seat Install and Educations	\$125
Urine Analysis (Drug Screening)	\$50
Fit Testing	\$30/test plus mileage at federal rate \$20/test plus mileage at federal rate if 10 or more
Adult First Aid, AED and CPR	Group Rate (1 Instructor)/Group Rate (2 Instructors): \$65/\$60
Pediatric First Aid, AED and CPR	Group Rate (1 Instructor)/Group Rate (2 Instructors): \$50/\$45
Adult and Pediatric First Aid, AED and CPR	Group Rate(1 Instructor)/Group Rate(2 Instructors): \$105/\$95

Deleted: 4

Deleted: 25

Deleted: COVID-19 1st Dose Administration . . . \$40/immunization administration¶
 COVID-19 2nd Dose Administration . . . \$40/immunization administration¶
 COVID-19 3rd Dose Administration . . . \$40/immunization administration¶

Deleted: Mantoux Testing \$25/test¶

Deleted: 150.00

Deleted: Blood Lead Education (per 15 min) . . . \$31¶
 Blood Lead Education (per 30 min) . . . \$50¶
 ¶ Blood Lead Screening \$15¶

Deleted: .

Deleted: 40

****Service will not be denied to anyone who is unable to pay.
Client unable to pay the set rate will be asked for a donation.***

2025 Non-Union Pay Increases and Insurance Contributions

- 2025 – A 4.00% increase to the Employee base rate of pay. Employees at or above the maximum shall receive a \$0.50 increase to their base rate of pay.
- Modification of minimum shall be increased by \$0.50 in 2025. Employees at or below the new minimum shall receive whichever is greater of the \$0.50 minimum increase or 4.00% increase. Modification of maximum shall be increased by \$0.50 in 2025.
- An additional \$3.00 per hour shall be added to the base rate of pay for Child Protection Services (CPS) Social Services Supervisors and the Public Health Nursing Supervisors.
- The premium increase for 2025 of 9.5% shall be shared 50% by the employee and 50% by the employer.



Notice:
 As allowed by our bylaws and approved at the Executive Board Meeting of 10/09/2003,
 1% interest will be applied to any invoices that are over 60 days effective 01/01/2004.

Minnesota Counties Computer Cooperative
 100 Empire Drive
 Suite 201
 St. Paul, MN 55103-1846

2411057 Invoice Number
 11/7/24 Invoice Date
 19,167.20 Amount

Bill to:

South West Health/Human Services
 607 W Main Street
 Marshall, MN 56258

Adobe Acrobat Pro DC-license (11/10/24 - 11/9/25)	247.00	77.60	19,167.20
---	--------	-------	-----------

19,167.20

South West Health/Human Services
 607 W Main Street
 Marshall, MN 56258

2411057 Invoice Number
 11/7/24 Invoice Date
 19,167.20 Amount
 Dec 7, 2024 Due Date

Remit To:
 MNCCC LOCKBOX
 P.O. Box 860687
 Minneapolis, MN 55486-0687

Search

[Search Results](#) [Saved Searches](#)

[Actions](#)

Select Domain
All Domains +

Filter By -

Keyword Search
For more information on how to use our keyword search, visit our [help guide](#)

Any Words (i)
 All Words (i)
 Exact Phrase (i)

Federal Organizations

Status ^

Active
 Inactive

[Reset](#)

Showing 1 - 25 of 10,022 results

Sort by
 Date Modified/Updated v

<p>Establish and Fund PIO</p> <p>Notice ID: N0002420C5519_P00023</p> <p>Northrop Grumman Systems Corporation (NGSC), Mission Systems Sector, Linthicum Heights, Maryland, is awarded a \$924,464.00 firm-fixed-price m</p> <p>...</p> <p>Awardee Northrop Grumman Systems Corporation</p> <p>Department/Ind.Agency: DEPT OF DEFENSE Subtier: DEPT OF THE NAVY Office: NAVSEA HQ</p>			<p>Contract Opportunities</p> <p>Notice Type Original Award Notice</p> <p>Updated Date Nov 13, 2024</p> <p>Published Date Nov 13, 2024</p>
<p>Clinton Microbial Source Tracking</p> <p>Notice ID: W911XK25R0012</p> <p>Clinton River Microbial Source Tracking</p> <p>UPDATED TO PROVIDE ADDITIONAL DESCRIPTIVE INFORMATION REGARDING PROJECT.</p> <p>...</p> <p>Department/Ind.Agency: DEPT OF DEFENSE Subtier: DEPT OF THE ARMY Office: W072 ENDIST DETROIT</p>			<p>Contract Opportunities</p> <p>Current Date Offers Due December 12, 2024 at 01:00 PM CST</p> <p>Notice Type Updated Solicitation</p> <p>Updated Date Nov 13, 2024 (1)</p> <p>Published Date Nov 13, 2024</p>
<p>Clinton River Microbial Source Tracking</p> <p>Notice ID: W911XK24R0062</p> <p>UPDATE: PLEASE SEE POSTING W911XK25R0012 FOR THE SOLICITATION FOR THIS PROJECT. THE SOLICITATION WAS RE-NUMBERED TO REFLECT THE CURRENT</p> <p>...</p> <p>Department/Ind.Agency: DEPT OF DEFENSE Subtier: DEPT OF THE ARMY Office: W072 ENDIST DETROIT</p>			<p>Contract Opportunities</p> <p>Notice Type Updated Presolicitation</p> <p>Updated Date Nov 13, 2024 (2)</p> <p>Published Date Nov 13, 2024</p>
<p>Fargo Moorhead Metropolitan Area Flood Risk Management Project, Southern Embankment Reach SE-5</p>			<p>Contract Opportunities</p>

The Computer Man, Inc.

1105 Canoga Park Drive
 Marshall, MN 56258
 Phone (507) 532-7562
 Fax (507) 532-2680
 www.tcmi.com

11/15/2024

Quote # 623563



Quote



Prepared For

Southwest Health & Human Services
 607 West Main Street Suite 100
 Marshall, MN 56258

Description	Qty	Price	Extended Price	PO Number	Terms	Rep
					Net 10 Days	MWT
HP ZBook Firefly G11 16" Mobile Workstation - WUXGA - Intel Core Ultra 5 135U - vPro Technology - 16 GB - 512 GB SSD - English Keyboard Intel Chip - 1920 x 1200 - Windows 11 Pro - Intel - In-plane Switching (IPS) Technology - Front Camera/Webcam - IEEE 802.11ax Wireless LAN Standard	50	1,398.00	69,900.00			
HP Care Pack Essential Offsite Support - 3 Year - Warranty 9 x 5 x Next Business Day - Service Depot - Maintenance - Labor	50	70.00	3,500.00			
HP USB-C Dock G5 for business for Notebook - USB Type C - 3 Displays Supported - 4K, QHD, Full HD - 4 x USB Type-A Ports - USB Type-A - USB Type-C - 1 x RJ-45 Ports - Network (RJ-45) - HDMI - DisplayPort - Black - Wired - Ethernet - Windows 10, Windows 11, macOS, ChromeOS - 100W	60	154.00	9,240.00			
Thank you for your business.				Subtotal		\$82,640.00
				Sales Tax (6.875%)		\$0.00
				Total		\$82,640.00



What can we help you find today?

Notifications

Account

Cart ⁹⁹⁺

Hardware Software Services IT Solutions Brands Research Hub

← [Continue Shopping](#)




Shopping Cart

Save to Cart

Email Cart

ADD ITEM

Enter C

ITEM	AVAILABILITY	PRICE	QUANTITY	ITEM TOTAL
 <p>HP ZBook Firefly G11 16" Mobile Workstation - WUXGA - Intel Core Ultra 7 15 MFG Part: A6UF5UT#ABA CDW Part: 7947934 UNSPSC: 43211515</p>	In Stock Get it Tue, Nov 19 if ordered within 6 hrs 11 mins.	\$1,751.60 \$1,664.02 Sourcewell 121923-CDWG Tech Catalog	50	\$83,201.00
 <p>HP Care Pack - Extended Warranty - 3 Year - Service MFG Part: UK707E CDW Part: 1545153 UNSPSC:</p>	In Stock	\$71.81 \$52.44 Minnesota HP Inc NVP Computer Equipment	50	\$2,622.00
 <p>HP USB-C Dock G5 for business MFG Part: 5TW10AA#ABA CDW Part: 5663189 UNSPSC: 43211602</p>	In Stock Get it Tue, Nov 19 if ordered within 6 hrs 11 mins.	\$169.57 \$154.30 Sourcewell 121923-CDWG Tech Catalog	60	\$9,258.00

Orc

Subt

Tax an

Lease
\$2,72

ADD SAVED CART

Choose Saved Cart

Add

Save to Cart

Email Cart

[Update All](#) | [Remove All](#)

Total = \$95,081.00

With full-stack expertise, CDW helps you design, orchestrate and manage technologies that drive business success.



What We Solve
Research Hub
Products

My Account
Order Status

ABOUT US

Why CDW
About Us
Accessibility Statement
Careers
Diversity and Inclusion
ESG
Investor Relations
International Solutions
Locations
Newsroom & Media
Suppliers
Sustainability

HOW CAN WE HELP

Customer Support / FAQs
eProcurement
e-Waste Recycling
Leasing Services
Product Recalls
Product Finders
CDW Outlet

Search All Words e.g. 1606N020Q02

Search Results Saved Searches

Actions

Select Domain All Domains

Filter By

Keyword Search

For more information on how to use our keyword search, visit our help guide

Simple Search Search Editor

Any Words All Words Exact Phrase

e.g. 1606N020Q02

"Computer Man" "The Computer Man Inc"

Federal Organizations

Enter Code or Name

Status

Active Inactive

Reset

Showing 1 - 25 of 348,674 results

Sort by Date Modified/Updated

Intent to Sole Source Online Access to KNOVEL Collections by Elsevier

Contract Opportunities

Notice ID: PANMVD-25-P-001233

The U.S. Army Corps of Engineers, Rock Island District, intends to procure online access to the Elsevier (KNOVEL) collections outlined in A14 - Att

Current Response Date November 22, 2025 at 12:00 PM CST
Notice Type Original Special Notice
Updated Date Nov 15, 2024
Published Date Nov 15, 2024

Department/Ind.Agency DEPT OF DEFENSE Subtier DEPT OF THE ARMY Office W07V ENDIST ROCK ISLAND

49--FILTER UNIT,FLUID,P

Contract Opportunities

Notice ID: SPE8EE24T2652

Awardee A WILEY & ASSOCIATES INC

Unique Entity ID KRATXDTUH2US

Notice Type Original Award Notice
Updated Date Nov 15, 2024
Published Date Nov 15, 2024

Department/Ind.Agency DEPT OF DEFENSE Subtier DEFENSE LOGISTICS AGENCY Office DLA TROOP SUPPORT

15--BLOCK ASSEMBLY,RETA

Contract Opportunities

Notice ID: SPE4A724RX805

Awardee INFINITY FABRICATION, INC.

Unique Entity ID F518NMNEJXF9

Notice Type Original Award Notice
Updated Date Nov 15, 2024
Published Date Nov 15, 2024

Department/Ind.Agency DEPT OF DEFENSE Subtier DEFENSE LOGISTICS AGENCY Office DLA AVIATION

49--INTERFACE UNIT,AIRC

Contract Opportunities

Notice ID: SPE4A624T7566

Awardee LINMARR ASSOCIATES, INC.

Unique Entity ID NMCFFP4DL646

Notice Type Original Award Notice
Updated Date Nov 15, 2024
Published Date Nov 15, 2024

Department/Ind.Agency DEPT OF DEFENSE Subtier DEFENSE LOGISTICS AGENCY Office DLA AVIATION

Search All Words e.g. 1606N020Q02

Search Results Saved Searches

Actions

Select Domain All Domains

Filter By

Keyword Search

For more information on how to use our keyword search, visit our help guide

Simple Search Search Editor

Any Words All Words Exact Phrase

e.g. 1606N020Q02

"computer discount warehouse" cdw

Federal Organizations

Enter Code or Name

Status

Active Inactive

Reset

Showing 1 - 25 of 76,117 results

Sort by Date Modified/Updated

USP Canaan Subsistence 2nd Qtr. FY 2025

Contract Opportunities

Notice ID: 15B21525Q0000005

This is a combined synopsis/solicitation for commercial items prepared in accordance with (IAW) the format in Federal Acquisition Regulations (FAR)

Current Date Offers Due November 29, 2024 at 04:00 PM CST
Notice Type Original Combined Synopsis/Solicitation
Updated Date Nov 15, 2024
Published Date Nov 15, 2024

Department/Ind.Agency JUSTICE, DEPARTMENT OF Subtier FEDERAL PRISON SYSTEM / BUREAU OF PRISONS Office USP CANAAN

MATERIAL BUY

Contract Opportunities

Notice ID: N0042125Q0030

Solicitation N0042125Q0030 is issued as a combined synopsis/solicitation. This action will be conducted under Federal Acquisition Regulation (FAR)

Current Date Offers Due November 22, 2024 at 03:00 PM CST
Notice Type Original Combined Synopsis/Solicitation
Updated Date Nov 15, 2024
Published Date Nov 15, 2024

Department/Ind.Agency DEPT OF DEFENSE Subtier DEPT OF THE NAVY Office NAVAL AIR WARFARE CENTER AIR DIV

Solicitation EXTENDED Naval Station Guantanamo Bay, Cuba Distributed Warehouse and Logistics

Contract Opportunities

Notice ID: N6883624Q0162A0002

The purpose of the solicitation AMENDMENT: To extend the closing date to November 18, 2024 at 5:00 PM EST

Current Date Offers Due November 18, 2024 at 04:00 PM CST
Notice Type Original Solicitation
Updated Date Nov 15, 2024
Published Date Nov 15, 2024

Department/Ind.Agency DEPT OF DEFENSE Subtier DEPT OF THE NAVY Office NAVSUP FLT LOG CTR JACKSONVILLE

FITNESS CENTER MOVING COMPANY CONTRACT

Contract Opportunities

Notice ID: E01012E0000



952.808.9900 | 866.574.5389

INNOVATIVEOS.COM

SALES PERSON John Townsend
952-698-9212
jtownsend@innovativeos.com

PROPOSAL

DATE 11/13/2024
CUSTOMER NAME SOUTHWEST HEALTH & HUMAN SERVICES
CUSTOMER NUMBER C106622
CUSTOMER PO
ORDER NAME 2 cubes
ORDER NUMBER 233198
PROJECT NUMBER
TERMS NETO

BILL TO
SOUTHWEST HEALTH & HUMAN SERVICES
607 W MAIN ST STE 100
MARSHALL, MN 56258-3170

ATTN: TBD

SHIP TO
SOUTHWEST HEALTH & HUMAN SERVICES - MARSHALL
607 W MAIN ST STE 100
MARSHALL, MN 56258-3170

ATTN: TBD

Naspo Contract 231239
Hon B692

LINE	DESCRIPTION	QUANTITY	LIST	UNIT PRICE	EXTENDED AMOUNT
1	HETP6542FP--\$(A)---\$(P1)-- TACKABLE PANEL W/O TC 65H X 42W \$(A):Grd A Fabric -:-Undecided- \$(P1):P1 Paint Opts -:-Undecided- % Off List: 67.70	4.00 Each	610.00	197.03	788.12
2	HETP6548FP--\$(A)---\$(P1)-- TACKABLE PANEL W/O TC 65H X 48W \$(A):Grd A Fabric -:-Undecided- \$(P1):P1 Paint Opts -:-Undecided- % Off List: 67.70	8.00 Each	636.00	205.43	1,643.44
3	HETC42--\$(P1)-- PANEL TOP CAP 42W \$(P1):P1 Paint Opts -:-Undecided- % Off List: 67.71	4.00 Each	85.00	27.45	109.80
4	HETC48--\$(P1)-- PANEL TOP CAP 48W \$(P1):P1 Paint Opts -:-Undecided- % Off List: 67.70	8.00 Each	93.00	30.04	240.32
5	HEC65PLN--\$(P1)-- 65H L CONNECTOR POST \$(P1):P1 Paint Opts -:-Undecided- % Off List: 67.70	2.00 Each	197.00	63.63	127.26
6	HEC65PTN--\$(P1)--	2.00	190.00	61.37	122.74



952.808.9900 | 866.574.5389

INNOVATIVEOS.COM

SALES PERSON John Townsend
952-698-9212
jtownsend@innovativeos.com

PROPOSAL

DATE 11/13/2024
 CUSTOMER NAME SOUTHWEST HEALTH & HUMAN SERVICES
 CUSTOMER NUMBER CI06622
 CUSTOMER PO
 ORDER NAME 2 cubes
 ORDER NUMBER 233198
 PROJECT NUMBER
 TERMS NETO
 Each

65H T CONNECTOR POST
 \$(P1):P1 Paint Opts
 -:Undecided-

% Off List: 67.70

7	HECSL L CONNECTOR STRAP	2.00 Each	22.00	7.11	14.22
---	----------------------------	--------------	-------	------	-------

% Off List: 67.68

8	HECST T CONNECTOR STRAP	2.00 Each	32.00	10.34	20.68
---	----------------------------	--------------	-------	-------	-------

% Off List: 67.69

9	HCKTTPS--.X STRAIGHT CONNECTOR KIT .X:No Option	4.00 Each	30.00	9.69	38.76
---	---	--------------	-------	------	-------

% Off List: 67.70

10	HEFEC65P--\$(P1)-- PANEL FINISHED END COVERS 65H \$(P1):P1 Paint Opts -:Undecided-	4.00 Each	90.00	29.07	116.28
----	---	--------------	-------	-------	--------

% Off List: 67.70

11	HWR3084P--\$(L1STD)---.-.- 30 IN D X 84 IN W RECTANGULAR WS - EDGE BAND \$(L1STD):Grd L1 Standard Laminates -:Undecided- -:Undecided- -:Undecided-	2.00 Each	1,058.00	341.73	683.46
----	---	--------------	----------	--------	--------

% Off List: 67.70

12	HWR3066P--\$(L1STD)---.-.- SYSTEMS RECTANGULAR WORKSURFACE EDGE BAND 30D X 66W \$(L1STD):Grd L1 Standard Laminates -:Undecided- -:Undecided EDGE Option -:Undecided GROMMET Option	2.00 Each	735.00	237.41	474.82
----	--	--------------	--------	--------	--------

% Off List: 67.70

13	HVFB23R--.L-\$(P1)-- BOX/BOX/FILE 28H X 22 7/8D X 15W .L:Lock \$(P1):P1 Paint Opts	2.00 Each	759.00	245.16	490.32
----	---	--------------	--------	--------	--------



952.808.9900 | 866.574.5389

INNOVATIVEOS.COM

SALES PERSON John Townsend
952-698-9212
jtownsend@innovativeos.com

PROPOSAL

DATE 11/13/2024
 CUSTOMER NAME SOUTHWEST HEALTH & HUMAN SERVICES
 CUSTOMER NUMBER C106622
 CUSTOMER PO
 ORDER NAME 2 cubes
 ORDER NUMBER 233198
 PROJECT NUMBER
 TERMS NETO

--Undecided-

% Off List: 67.70

14	HVFF23R--L-\$(P1)-- FILE/FILE 28H X 22 7/8D X15W .L:Lock \$(P1):P1 Paint Opts --Undecided-	2.00 Each	752.00	242.90	485.80
----	--	--------------	--------	--------	--------

% Off List: 67.70

15	HLZL5SC72--P 60W EXTERNAL STIFFENER .P:Black	2.00 Each	156.00	69.26	138.52
----	--	--------------	--------	-------	--------

% Off List: 55.60

16	HHN831130--S FLAT BRACKET 30D .S:Charcoal	2.00 Each	88.00	28.42	56.84
----	---	--------------	-------	-------	-------

% Off List: 67.70

17	HWSB2--\$(P1)-- WORKSURFACE BRACKET KIT \$(P1):P1 Paint Opts --Undecided-	6.00 Each	64.00	20.67	124.02
----	--	--------------	-------	-------	--------

% Off List: 67.70

18	HCTL242--\$(P1)-- 24D CANTILEVER ONE PAIR \$(P1):P1 Paint Opts --Undecided-	2.00 Each	114.00	36.82	73.64
----	--	--------------	--------	-------	-------

% Off List: 67.70

19	HH879072 BASE IN-FEED CABLE BASE 3-1 & 2-2 SYSTEMS	1.00 Each	313.00	101.10	101.10
----	---	--------------	--------	--------	--------

% Off List: 67.70

20	HH871248 ELECTRICAL POWER HARNESS 48W 3-1 & 2-2 SYSTEMS	2.00 Each	295.00	95.29	190.58
----	--	--------------	--------	-------	--------

% Off List: 67.70

21	HH871504--.- DUPLEX RECEPTACLE CIRCUIT 4 3-1 & 2-2 SYSTEMS .-:Undecided PAINT Option	8.00 Each	60.00	19.38	155.04
----	--	--------------	-------	-------	--------



952.808.9900 | 866.574.5389

INNOVATIVEOS.COM

SALES PERSON John Townsend
952-698-9212
jtownsend@innovativeos.com

PROPOSAL

DATE 11/13/2024
 CUSTOMER NAME SOUTHWEST HEALTH & HUMAN SERVICES
 CUSTOMER NUMBER C106622
 CUSTOMER PO
 ORDER NAME 2 cubes
 ORDER NUMBER 233198
 PROJECT NUMBER
 TERMS NETO

% Off List: 67.70					
22	HEOHRTA1542FD--\$(P1)-- 15H X 13D X 42W FLIPPER DOOR OVERHEAD \$(P1):P1 Paint Opts -:-Undecided-	4.00 Each	649.00	209.63	838.52
% Off List: 67.70					
23	HH870942 TASKLIGHT 42W	4.00 Each	331.00	106.91	427.64
% Off List: 67.70					
24	Furninstall Install	1.00 Each	0.00	2,461.54	2,461.54
% Off List: 0.00					

Remit to address for deposits:
 Innovative office Solutions LLC
 Lockbox #131434 PO Box 1414
 Minneapolis, MN 55480-1414

SUBTOTAL \$9,923.46
TOTAL \$9,923.46

Proposal Valid For 14 Days

Thank you for the opportunity to partner together. Please review the quotation and let us know if you have any questions.

Signature: _____ Name: _____ Title: _____ Date: _____



952.808.9900 | 866.574.5389

INNOVATIVEOS.COM

SALES PERSON John Townsend
952-698-9212
jtownsend@innovativeos.com

PROPOSAL

DATE 11/13/2024
CUSTOMER NAME SOUTHWEST HEALTH & HUMAN SERVICES
CUSTOMER NUMBER C106622
CUSTOMER PO
ORDER NAME 2 cubes
ORDER NUMBER 233198
PROJECT NUMBER
TERMS NETO

THANK YOU FOR THE OPPORTUNITY

We are thrilled for the opportunity to partner together on your project. The terms and conditions below outline a working understanding for the project journey and is intended to set both organizations up for success. If you have questions or concerns, please contact us directly.

QUOTES AND PRICING

Please review your final project plan and quote to confirm it will fit your space and workplace needs. Quoted prices are good for 14 days from the date of the proposal. Due to the volatile transportation conditions in 2022 & 2023, freight will be billed based upon actual. Unless otherwise noted, prices quoted do not include sales, use, excise, or other applicable taxes. Any applicable taxes will be added or adjusted on the invoice at the time of billing. Buyers exempt from taxes should provide Innovative with copies of exemption certificates prior to placing the order.

DESIGN AND ORDERING

Innovative's Design team will work with you and/or your team to design a space that is customized to your budget, style and unique needs to transform your space/s and bring your vision to life. If you do not want to move forward with us on a project, the design work remains the exclusive property of Innovative Office Solutions and we reserve the right to invoice you for the design costs incurred.

NEED FOR DEPOSITS

A deposit of 50% of the order is required on all projects in excess of \$10,000. The deposit is essential as our vendor partners require payment from us when placing orders. Once the deposit is received, we will place your order. Payments must be in the form of check, ACH or wire transfer. Credit cards are not accepted for deposits or other furniture payments over \$5,000.

PAYMENT TERMS

Our Innovative team will send invoices following delivery and installation completion. To ensure a seamless accounting experience, please send payment within 30 days of the invoice date. It is not uncommon for a project to be substantially complete, except for a few punch list items. We appreciate you paying your invoice in full. Innovative will complete your project when outstanding items and/or parts become available.

CHANGES

Once we receive the sign off on design plan and proposed budget, your order will be placed. Due to the customization of many projects, once orders are placed, most products are not returnable. Modifications or cancellations may result in cancellation or restocking charges by our manufacturer partners. Unfortunately, we will need to invoice you if such charges are incurred. Where a Scope of Work is included with this Agreement, costs resulting from changes in the scope of the project, including any additional requirements or restrictions placed on Innovative will be added to the project price. When Innovative becomes aware of the nature and impact of the change, you will be notified, and all project paperwork will be updated as necessary. In this instance, a revised quote will be generated for signoff.

PROJECT DELAYS AND STORAGE

We understand projects are occasionally delayed. This may mean you are unable to accept product from us as scheduled. When this occurs, Innovative will store your items at no charge for up to 30 days to provide you with additional time to ensure your space is ready for installation. After 30 days, we will provide a quote to continue to store your product, as we want to make sure it is safe and in a secure location.

DELIVERY AND RECEIPT OF PRODUCT

We will contact you once we are notified your product has been shipped and is on its way. Your product will be delivered during regular business hours. In order to provide an exceptional delivery experience, we ask that you inform us of any unique circumstances that a driver or install team may face during a delivery. This may include such challenges as a downtown location or the need for a liftgate. Providing us with this information ensures that product is delivered to the proper location within your facility and will reduce the chances of damage to any of the items.

We kindly ask you to inspect all product directly shipped and/or delivered and brought onto the job site as scheduled. If you discover product has been damaged or shipped in error during the receiving process, please notify us within 24 hours to ensure that appropriate claims can be



952.808.9900 | 866.574.5389

INNOVATIVEOS.COM

SALES PERSON John Townsend
952-698-9212
jtownsend@innovativeos.com

PROPOSAL

DATE 11/13/2024
CUSTOMER NAME SOUTHWEST HEALTH & HUMAN SERVICES
CUSTOMER NUMBER CI06622
CUSTOMER PO
ORDER NAME 2 cubes
ORDER NUMBER 233198
PROJECT NUMBER
TERMS NETO

filed. After product arrives at your site, any loss or damage caused by other trades or by weather, fire or other elements is your responsibility.

INSTALLATION PREMISES CONDITIONS

It is our sincere priority to make sure the installation of your product is timely, professional, and as efficient as possible. To facilitate this, we ask the site to be clean, clear, and free of debris prior to installation. The jobsite should have proper lighting, heat, power source, hoisting and/or elevator service and suitable unobstructed dock space and a secured staging area. The job site shall also be free of the interference of other trades in the area where installation is taking place.

We understand in certain situations spaces are not ready for installation when the initial date was scheduled. If this is the case, please provide at least a 48-hour notice so we can keep your project on track to the best of our ability. If proper, timely communication does not occur, unfortunately additional charges may be invoiced to cover costs incurred. Our Installation Team installs product based on the final approved layout. If there are any changes to the final plan, please make sure these are addressed prior to the installation date.

WARRANTY

Each manufacturing partner of Innovative has a warranty standard. For more information on warranty details, reach out to your Innovative Account Executive. Warrantied product replacements may require billable installation services.

CLAIMS

Innovative will help resolve claims concerning damaged and/or defective product, materials and/or workmanship made within the warranty period as stated by the manufacturer, supplier, or fabricator. We will arrange for the repair or replacement of any damaged or defective items and/or installation to make sure the project is successful.

FORCE MAJEURE

We will do our absolute best to ensure we can secure and install your product, but if there are reasons beyond our control, Innovative will not be liable. Reasons include but are not limited to, strikes, pandemics, embargos, war or other breakout of hostilities, acts of God, machinery breakdowns, delays of carriers or suppliers, and domestic or foreign governmental acts or regulations.

GOVERNING LAW

This agreement shall be governed by and construed according to the laws of the State of Minnesota.

ARBITRATION

We want to make this a true partnership and resolve any issues that may occur. Any controversies or claims arising relating to this contract will be settled by arbitration administered by the American Arbitration Association. They will fall under its commercial rules, and judgment on the award rendered by the arbitrator(s) may be entered in any court with authority. The award shall include the costs of arbitration and the legal fees of the prevailing party.

THANK YOU FOR YOUR PARTNERSHIP

Innovative Office Solutions is built upon a "relationships matter" belief system, and every project matters to us. We are thankful for the opportunity to partner together, and we look forward to serving you!

Authorized Signature

Date



SOLD TO:





Southwest Health & Human Services
 , Marshall



SHIP TO:






Southwest Health & Human Services
 , Marshall




Sales Name: Tom Kremer
 Sales Phone:

LINE	IMAGE	QTY	PRODUCT	UNIT SELL	EXT SELL
1		8	E-MW8W4DO1 Duplex Outlet - Line 1 - Black	\$22.56	\$180.48
2		5	E-MX8W4PTPC18 18 in. Electrical Jumper (Panel To Panel)	\$61.29	\$306.45
3		4	E-MX8W4PTPC21 21 in. Electrical Jumper (Extended Panel To Panel)	\$64.35	\$257.40
4		1	E-UN8W4BIFL LH Receptacle Mounted Base Infeed - 72L - 8 Wire/4 Circuit	\$153.21	\$153.21

LINE	IMAGE	QTY	PRODUCT	UNIT SELL	EXT SELL
5		2	P-DLBS3W Linear 3-Way 90 Degree Base Shroud Shroud Color Option For Linear 3W ? Shroud - Metal Divider Option NODVMD BS3W ----- UNSELECTED ----- No	\$7.52	\$15.04
6		2	P-DLBS90 Linear 2 Way - 90 Degree Base Shroud Shroud Color Option For Linear 90 ? Shroud - Metal Divider Option NODVMD BS90 ----- UNSELECTED ----- No	\$7.52	\$15.04
7		4	P-DLSEOR Divi Linear Base - End of Run Shroud Raceway Color Option For Linear ? SEOR ----- UNSELECTED -----	\$7.52	\$30.08
8		4	P-DLTPPM6642 Divi Linear Tack Panel - Perm/Mono - PWR - 66H x 42W Raceway Cover - Color Selection ? Raceway - Metal Divider Option NODVMD Fabric Side A F033A Fabric Grade A FAB-AN Non-Directional Fabric - Grade A ~ Fabric Side B F033A Fabric Grade A FAB-AN Non-Directional Fabric - Grade A ~ Panel Covering Direction AVERTICAL Paint Linear Panel Trim PAINTDLPA Paint Linear Panel Trim Grade A ? ----- UNSELECTED ----- No Fabric Grade A Non-Directional Fabric - Grade A No Option Selected Fabric Grade A Non-Directional Fabric - Grade A No Option Selected Fabric/Laminate Applied Vertically (Original Option/Defau Paint Linear Panel Trim Grade A ----- UNSELECTED -----	\$440.98	\$1,763.92

LINE	IMAGE	QTY	PRODUCT	UNIT SELL	EXT SELL
9		6	P-DLTPPM6648 Divi Linear Tack Panel - Perm/Mono - PWR - 66H x 48W	\$461.59	\$2,769.54
			Raceway Cover - Color Selection ?		
			Raceway - Metal Divider Option NODVMD		
			Fabric Side A F034A		
			Fabric Grade A FAB-AN		
			Non-Directional Fabric - Grade A ~		
			Fabric Side B F034A		
			Fabric Grade A FAB-AN		
			Non-Directional Fabric - Grade A ~		
			Panel Covering Direction AVERTICAL		
			Paint Linear Panel Trim PAINTDLPA		
			Paint Linear Panel Trim Grade A ?		
			----- UNSELECTED -----		
			No		
			Fabric Grade A		
			Non-Directional Fabric - Grade A		
			No Option Selected		
			Fabric Grade A		
			Non-Directional Fabric - Grade A		
			No Option Selected		
			Fabric/Laminate Applied Vertically (Original Option/Defa		
			Paint Linear Panel Trim Grade A		
			----- UNSELECTED -----		
10		2	P-DLTRPM6648 Divi Linear Tack Panel - Perm/Mono - NPWR - 66H x 48W	\$358.24	\$716.48
			Raceway - Metal Divider Option NODVMD		
			Raceway Cover - Color Selection ?		
			Fabric Side A F034A		
			Fabric Grade A FAB-AN		
			Non-Directional Fabric - Grade A ~		
			Fabric Side B F034A		
			Fabric Grade A FAB-AD		
			Directional Fabric - Grade A ?		
			Amaze ?		
			Panel Covering Direction AVERTICAL		
			Paint Linear Panel Trim PAINTDLPA		
			Paint Linear Panel Trim Grade A ?		
			No		
			----- UNSELECTED -----		
			Fabric Grade A		
			Non-Directional Fabric - Grade A		
			No Option Selected		
			Fabric Grade A		
			Directional Fabric - Grade A		
			----- UNSELECTED -----		
			----- UNSELECTED -----		
			Fabric/Laminate Applied Vertically (Original Option/Defa		
			Paint Linear Panel Trim Grade A		
			----- UNSELECTED -----		

LINE	IMAGE	QTY	PRODUCT	UNIT SELL	EXT SELL
11		2	WPS-UNCT30L Regular Cantilever - Left Hand - 30D Paint Selection L	RO-P0002 BK - Black	\$52.65 \$105.30
12		4	WPS-UNCT30R Regular Cantilever - Right Hand - 30D Paint Selection R	RO-P0002 BK - Black	\$52.65 \$210.60
13		6	WPS-FP Flat Plate FP		\$9.19 \$55.14
14		4	A-LEDTL-61540 40 Led Task Light, W/ Dimmer & Transformer LED-42		\$219.51 \$878.04
15		4	S-FDUDV42 Type C Flipper Unit - Solid Face - 42W Flipper Door - Style Selection Flipper Door Slide Choice Paint Selection Paint Grade A DU-42	RS-FDFMC42 RS-FDSUR PAINTMA-15 ? Metal Door Flipper Door Standard Suspension Paint Grade A ----- UNSELECTED -----	\$244.59 \$978.36
16		2	S-PEDBBFJ24 Pedestal - B/B/F - 24D Paint Selection Paint Grade A PED-22	PAINTHA-15 ? Paint Grade A ----- UNSELECTED -----	\$310.61 \$621.22

LINE	IMAGE	QTY	PRODUCT	UNIT SELL	EXT SELL
17		2	S-PEDFFJ24 Pedestal - F/F - 24D Paint Selection Paint Grade A PED-22	\$310.61	\$621.22
				PAINTHA-15 ? Paint Grade A ----- UNSELECTED -----	
18		2	W-WS3054 Rectangular - 2mm Edge - 30D x 54W 2mm Edge Selection 2mm Grade A Grommet Hole Option - Rectangul B - Location 1 Grommet Cover Color Selection Laminate Selection AIS Grade A Laminates WS-30/54	\$244.31	\$488.62
				EDGE ? RW-GRRB GROMMETC ? LAMAISMO ? 2mm Grade A ----- UNSELECTED ----- B - Location 1 Grommet Cover Color Selection ----- UNSELECTED ----- AIS Grade A Laminates ----- UNSELECTED -----	
19		2	W-WS3096 Rectangular - 2mm Edge - 30D x 96W 2mm Edge Selection 2mm Grade A Grommet Hole Option - Rectangul B - Location 1 Grommet Cover Color Selection Laminate Selection AIS Grade A Laminates WS-30/96	\$458.53	\$917.06
				EDGE ? RW-GRRB GROMMETC ? LAMAISMO ? 2mm Grade A ----- UNSELECTED ----- B - Location 1 Grommet Cover Color Selection ----- UNSELECTED ----- AIS Grade A Laminates ----- UNSELECTED -----	
20		1	INSTALL Installation	\$350.00	\$350.00

LINE	IMAGE	QTY	PRODUCT	UNIT SELL	EXT SELL
				Subtotal	\$11,433.20
				GRAND TOTAL	\$11,433.20

Search All Words e.g. 1606N020Q02

Search Results Saved Searches Actions

Select Domain All Domains

Filter By

Keyword Search

Simple Search Search Editor

Any Words All Words Exact Phrase

e.g. 1606N020Q02

Innovative

Federal Organizations

Enter Code or Name

Status Active Inactive

Reset

Showing 1 - 25 of 1,615 results

Sort by Date Modified/Updated

Ruggedized Workstations RFI

Contract Opportunities

Notice ID: N00024-25-R-5201

Executive Summary

The Naval Sea Systems Command (NAVSEA), Program Executive Office Integrated Warfare Systems X (PE

Department/Ind.Agency: DEPT OF DEFENSE Subtier: DEPT OF THE NAVY Office: NAVSEA HQ

Current Response Date: December 13, 2024 at 04:00 PM CST

Notice Type: Original Special Notice

Updated Date: Nov 13, 2024

Published Date: Nov 13, 2024

Hybrid PEO IEW&S AIS@P MATOC Industry Day

Contract Opportunities

Notice ID: W56KGY-24-R-MATOC_Industry_Day

Hybrid PEO IEW&S AIS@P MATOC Industry Day

Hybrid Artificial Intelligence and Software at Pace (AIS@IP) Multiple

Department/Ind.Agency: DEPT OF DEFENSE Subtier: DEPT OF THE ARMY Office: W6QK ACC-APG

Current Response Date: December 13, 2024 at 10:30 PM CST

Notice Type: Original Special Notice

Updated Date: Nov 13, 2024

Published Date: Nov 13, 2024

DHS/CBP Uniform III Follow-on Contract

Contract Opportunities

Notice ID: 70801C25R00000001

REQUEST FOR INFORMATION (RFI)

Department of Homeland Security (DHS) National Uniform Contract III

1. Description=

Department/Ind.Agency: HOMELAND SECURITY, DEPARTMENT OF Subtier: U.S. CUSTOMS AND BORDER PROTECTION Office: ADMINISTRATION FACILITIES TRAINING CONTRACTING DIVISION

Current Response Date: September 01, 2024 at 03:00 PM CDT

Notice Type: Updated Sources Sought

Updated Date: Nov 13, 2024

Published Date: Nov 13, 2024

Search All Words e.g. 1606N020Q02

Search Results Saved Searches Actions

Select Domain All Domains

Filter By

Keyword Search

Simple Search Search Editor

Any Words All Words Exact Phrase

e.g. 1606N020Q02

"One Office"

Federal Organizations

Enter Code or Name

Status Active Inactive

Reset

Showing 1 - 25 of 172,936 results

Sort by Date Modified/Updated

48--VALVE,ANGLE

Contract Opportunities

Notice ID: SPE7M025U0030

Proposed procurement for NSN 4820008892389 VALVE,ANGLE: Line 0001 Qty 12 UI

EA Deliver To: By: 0030 DAYS ADO This Solicitation may result in a...

Department/Ind.Agency: DEPT OF DEFENSE Subtier: DEFENSE LOGISTICS AGENCY Office: DLA LAND AND MARITIME

Current Date Offers Due: November 28, 2024 at 06:00 PM CST

Notice Type: Original Combined Synopsis/Solicitation

Updated Date: Nov 13, 2024

Published Date: Nov 13, 2024

28--PACKING RING ASSEMB

Contract Opportunities

Notice ID: SPE7LX25U1432

Proposed procurement for NSN 2825004217496 PACKING RING ASSEMB: Line 0001 Qty 12 UI AY Deliver To: By: 0086 DAYS ADO This Solicitation may result...

Department/Ind.Agency: DEPT OF DEFENSE Subtier: DEFENSE LOGISTICS AGENCY Office: DLA LAND AND MARITIME

Current Date Offers Due: November 28, 2024 at 06:00 PM CST

Notice Type: Original Combined Synopsis/Solicitation

Updated Date: Nov 13, 2024

Published Date: Nov 13, 2024

59--SWITCH,ROTARY

Contract Opportunities

Notice ID: SPE7M025U0032

Proposed procurement for NSN 5930013679339 SWITCH,ROTARY: Line 0001 Qty 4 UI

EA Deliver To: By: 0231 DAYS ADO This Solicitation may result in a...

Department/Ind.Agency: DEPT OF DEFENSE Subtier: DEFENSE LOGISTICS AGENCY Office: DLA LAND AND MARITIME

Current Date Offers Due: November 28, 2024 at 06:00 PM CST

Notice Type: Original Combined Synopsis/Solicitation

Updated Date: Nov 13, 2024

Published Date: Nov 13, 2024

GOVERNMENT - PRICE QUOTATION

CARAHSOFT TECHNOLOGY CORP



11493 SUNSET HILLS ROAD | SUITE 100 | RESTON, VIRGINIA 20190
 PHONE (703) 871-8500 | FAX (703) 871-8505 | TOLL FREE (888) 66CARAH
 WWW.CARAHSOFT.COM | SPLUNK@CARAHSOFT.COM



TO: Chris Cauwels
 Director, Information Technology
 Southwest Health and Human Services
 607 W Main St
 Ste 100
 Marshall, MN 56253 USA

FROM: Robert Mendoza
 Carahsoft Technology Corp.
 Splunk Government Team
 11493 Sunset Hills Road
 Suite 100
 Reston, Virginia 20190

EMAIL: chris.cauwels@swmhhs.com

EMAIL: Robert.Mendoza@carahsoft.com

PHONE: (507) 532-1223

PHONE: (703) 673-3542

TERMS: FTIN: 52-2189693
 Shipping Point: FOB Destination
 Remit To: Same as Above
 Payment Terms: Net 30 (On Approved Credit)
 Cage Code: 1P3C5
 DUNS No: 088365767
 UEI: DT8KJHZXVJH5
 Credit Cards: VISA/MasterCard/AMEX
 Sales Tax May Apply

QUOTE NO:	51116766
QUOTE DATE:	10/30/2024
QUOTE EXPIRES:	12/31/2024
RFQ NO:	
SHIPPING:	ESD
TOTAL PRICE:	\$54,300.00
TOTAL QUOTE:	\$54,300.00

Per Splunk's Partner Program Proof of Sell Through is required
End User PO Number needed at time of purchase < 100K
End User Redacted PO needed at time of purchase > 100K

LINE NO.	PART NO.	DESCRIPTION	QUOTE PRICE	-	QTY	EXTENDED PRICE
YEAR 1						
1	SE-T-LIC-ST	Splunk Enterprise - Term License with Standard Success Plan - 25 GB/day Includes - Support as described at https://www.splunk.com/en_us/support-and-services/support-programs.html and the terms in any other agreement do not apply. Splunk, LLC Start Date: 11/18/2024 End Date: 11/17/2025	\$18,100.00	OM	1	\$18,100.00
YEAR 1 SUBTOTAL:						\$18,100.00
YEAR 2						
2	SE-T-LIC-ST	Splunk Enterprise - Term License with Standard Success Plan - 25 GB/day Includes - Support as described at https://www.splunk.com/en_us/support-and-services/support-programs.html and the terms in any other agreement do not apply. Splunk, LLC Start Date: 11/18/2025 End Date: 11/17/2026	\$18,100.00	OM	1	\$18,100.00
YEAR 2 SUBTOTAL:						\$18,100.00

GOVERNMENT - PRICE QUOTATION

CARAHSOFT TECHNOLOGY CORP



11493 SUNSET HILLS ROAD | SUITE 100 | RESTON, VIRGINIA 20190
 PHONE (703) 871-8500 | FAX (703) 871-8505 | TOLL FREE (888) 66CARAH
 WWW.CARAHSOFT.COM | SPLUNK@CARAHSOFT.COM



LINE NO.	PART NO.	DESCRIPTION	QUOTE PRICE	QTY	EXTENDED PRICE
YEAR 3					
3	SE-T-LIC-ST	Splunk Enterprise - Term License with Standard Success Plan - 25 GB/day Includes - Support as described at https://www.splunk.com/en_us/support-and-services/support-programs.html and the terms in any other agreement do not apply. Splunk, LLC Start Date: 11/18/2026 End Date: 11/17/2027	\$18,100.00	OM 1	\$18,100.00
YEAR 3 SUBTOTAL:					\$18,100.00
SUBTOTAL:					\$54,300.00
TOTAL PRICE:					\$54,300.00
TOTAL QUOTE:					\$54,300.00

Splunk Additional Terms to the SLA

- By purchasing Splunk's goods or services, Customer is agreeing to the following Terms:
- o **Installment Payments:** Customer must pay Carahsoft the Total amount \$54,300.00 ; in the following installments:
 - x **Payment 1:** \$18,100.00 due NET 30 from the invoice Date
 - x **Payment 2:** \$18,100.00 will be invoiced 11/18/2025 and due NET 30 from the invoice Date
 - x **Payment 3:** \$18,100.00 will be invoiced 11/18/2026 and due NET 30 from the invoice Date
 - x Failure to pay any installment is a breach of the terms of the Customer Agreement. Any fees paid will be non-refundable

STANDARD TERMS & CONDITIONS

All purchases of Splunk products, services and subscriptions are subject to and governed by the Splunk General Terms at <http://www.splunk.com/GeneralTerms>.

By purchasing any product, service or subscription, you hereby consent to the Splunk General Terms. However, the Splunk General Terms does not apply to the extent there is a separate mutually signed agreement for the relevant Splunk product, service or subscription. Each License in this Order is limited to use within the Capacity purchased. The Capacity limits that are set forth in this Order are further described at https://www.splunk.com/en_us/legal/licensed-capacity.html

Unless stated otherwise above, all prepaid Education and Professional Services must be consumed within 12 months from the date of purchase/invoice. At the end of the 12 month term, any remaining prepaid unused Education and Professional Services will expire. No refunds will be provided for any remaining prepaid unused Education and Professional Services.

Effective September 23, 2024, any reference to "Splunk Inc.", will be deemed to refer to "Splunk LLC".

On September 26, 2019 support ended for Splunk Enterprise version 7.0. Additionally, with the release of Enterprise version 8.0 support for 6.0.x through 6.6.x will end. Once a software version reaches the End of Support (or, if offered, Limited Support), you will no longer have access to any Splunk technical assistance, product fixes or product maintenance for that version, even if you have an active Support Subscription. Upgrading to the latest Splunk Enterprise version provides uninterrupted Support access. You can find Splunk's Software Support Policy at the following link, https://www.splunk.com/en_us/legal/splunk-software-support-policy.html

Unless otherwise agreed to in an applicable Order, the term license product(s) and/or subscription service(s) purchased herein may be renewed for multiple annual option periods, up to a maximum of 3 option periods. Each annual option period shall commence immediately upon expiration of the preceding term. The pricing for each annual option period shall increase by 9% compounding annually over the annualized pricing derived from the pricing, exclusive of any one-time discounts, active on the last day of the most recent previous term. Customer may purchase each option period if, and only if, it purchased the immediately preceding option period. The license products and/or subscription services purchased must be renewed as a bundle and may not be subdivided. Any such option period(s) will be subject to general product availability and must be executed on or before the last day of the expiring term or preceding option period.


All purchases of Splunk Professional Services and Splunk Customer Success Manager Services are subject to and governed by the Splunk Agreement for Professional Services at https://www.splunk.com/en_us/legal/professional-services-agreement.html. Splunk Customer Success Manager Services are also subject to and governed by the Customer Success Manager Data Sheet at https://www.splunk.com/en_us/legal/splunk-customer-success-managers.html. By purchasing any of the foregoing, you hereby consent to the applicable agreement listed above. However, an agreement above does not apply to the extent there is a separate mutually signed agreement for the relevant Splunk product or service.


Disclaimer: Your quote only shows the estimated tax. After your order is placed, the invoice will be sent with the order total, including the verified tax.
 All items listed are in US Dollars (USD).

Conducive

3724 Executive Center Drive Suite 200
 Austin, TX 78731
 United States of America
 Keegan Boyer
 keegan@conducive.co

Prepared For

 **Southwest Health and Human Services, MN**

 **Chris Cauwels**
 IT Director
 chris.cauwels@swmhhs.com

 **Shipping Info**

607 West Main St.
 Suite 100
 Marshall | MN | 56258
 US

✓ **Payment Method** ACH

✓ **GSA Contract #** 47QTCA23D006V

✓ **Payment Terms** Net 30

One Time Costs

Product	Quantity	Price per Year
Conducive Professional Services 1 consecutive week of Conducive Professional Services for 25GB CJIS implementation.	1	\$9,000.00 One-Time Fee
First Year Subtotal for One Time Costs		\$9,000.00

Year 1 Overall Total **\$9,000.00**

Contract Terms

1. Fees. Southwest Health and Human Services ("End User") whose principal office is located at: 607 West Main St. Suite 100 Marshall | MN | 56258 US, will pay to Conducive Consulting, Inc., a Texas Corporation, ("Conducive") whose principal office is located at: 3724 Executive Center Drive, Suite 200, Austin, TX 78731, the license fees or royalties specified in the Splunk® software license agreement and the support and maintenance services that Conducive and/or Splunk provides to End Users in conjunction therewith.
2. Payment Terms. End User will pay all amounts due under this Agreement in U.S. currency, free of any currency controls or other restrictions. End User will pay all license fees or royalties, support or maintenance services fees due to Conducive and/or Splunk according to the terms specified on the quote. Except as expressly specified in this Agreement or as otherwise agreed to in writing by the parties, End User will pay all other fees, expenses or other charges payable hereunder within twenty-five (25) days following the date of receipt of Conducive's invoice therefore, with no right of offset of any kind or nature.
3. Net Payments. All amounts payable by End User under this Agreement are net amounts and are payable in full, without deduction for taxes or duties of any kind. End User will be responsible for, and will promptly pay, all taxes and duties of any kind (including, but not limited to, sales, use and withholding taxes) associated with this Agreement including but not limited to its receipt and use of the Software, except for taxes based on Conducive's net income. If Conducive or Splunk is required to collect, or pays on End User's behalf, any taxes or duties for which End User is responsible, End User will promptly pay or reimburse Conducive, as the case may be, for all such amounts upon its receipt of written notice thereof. If End User pays any withholding taxes based on the payments made by End User to Conducive hereunder, End User will promptly furnish Conducive with written documentation of all such tax payments, including receipts and other customary documentation.
4. Failure to Pay. Notwithstanding anything contained in any of the terms and conditions associated herewith, including third party license agreements and the third party support and maintenance agreements, in the event that End User fails to pay Conducive all amounts when due in accordance with paragraphs 2 and 3 and the payment terms set forth in the purchase order, Conducive, at its sole discretion, shall have the unconditional right, and End User hereby consents, to immediately terminate End User's rights and privileges to use the third party software product, the third party license agreements and all services associated therewith. However, in such instance, nothing shall relieve End User of any of its obligations hereunder.
5. Third Party License Agreements. All third party software included in this purchase order is subject to the license agreement between End User and the third party software provider.
6. Pre-payments. All prepaid Education and Professional Services must be redeemed within twelve (12) months from the date of purchase/invoice. At the end of the twelve (12) month term, any remaining pre-paid unused Education or Professional Services will expire; no refunds will be provided for any remaining pre-paid unused Education or Professional Services. 3724 Executive Center Dr, Suite 200, Austin, TX 78731
7. Terms and Conditions. By purchasing, paying for or receiving Professional Services from Conducive, Southwest Health and Human Services agrees to the Master Services Terms and Conditions in effect on the date of this quote and set forth at: https://www.conducivesi.com/msa_terms. By purchasing, paying for or receiving On-Demand Expert Services from Conducive, Southwest Health and Human Services agrees to the On-Demand Expert Services Terms and Conditions in effect on the date of this quote and set forth at: https://www.conducivesi.com/odes_terms. By purchasing, paying for or receiving Support for a Conducive product, Southwest Health and Human Services agrees to Support and Maintenance Terms and Conditions in effect on the date of this quote and set forth at: <https://www.conducivesi.com/support-license>. Conducive products are applications or solutions owned and supported by Conducive, and do not include applications owned by other parties.

Signature Page

IN WITNESS WHEREOF, the Parties by their duly authorized representatives have executed this Agreement as of the Effective Date.

Southwest Health and Human Services, MN

Name: _____
Title: _____
Email: _____
Signature: _____

Signed Date: _____

Conducive

Name: _____
Title: _____
Email: _____
Signature: _____

Signed Date: _____

Select Domain All Domains

Filter By

Keyword Search

For more information on how to use our keyword search, visit our help guide

Simple Search Search Editor

Any Words All Words Exact Phrase

e.g. 1606N020Q02

splunk carahsoft

Federal Organizations

Enter Code or Name

Status Active Inactive

Reset

Showing 1 - 19 of 19 results

Sort by Date Modified/Updated

USAC RFQ: Splunk APM Licenses Renewal Contract Opportunities

Notice ID: IT-24-168

At the request of the Federal Communications Commission (FCC) Office of Managing Director (OMD), and to ensure wide exposure of the Universal Servi

Department/Ind.Agency: FEDERAL COMMUNICATIONS COMMISSION
 Subtitle: FEDERAL COMMUNICATIONS COMMISSION
 Office: FCC

Current Date Offers Due: November 29, 2024 at 10:00 AM CST
 Notice Type: Original Combined Synopsis/Solicitation
 Updated Date: Nov 8, 2024
 Published Date: Nov 8, 2024

COMP SEC DIRECT, LLC Active Registration Entity

Unique Entity ID: W3RNJFGK6J9
 CAGE Code: 7B3Q8
 Physical Address: 716 CRAWFORDS KNOLL CT, ODENTON, MD 21113 USA

Expiration Date: Oct 30, 2025
 Purpose of Registration: All Awards

Predictive Lake Analytics Nextgen eXchange Services (PLANXS) II (RFI # 705BUR2512) Contract Opportunities

Notice ID: 705BUR2512

Request for Information (RFI) Announcement 705BUR2512

This RFI is issued solely for info

Department/Ind.Agency: HOMELAND SECURITY, DEPARTMENT OF
 Subtitle: U.S. CITIZENSHIP AND IMMIGRATION SERVICES
 Office: USCS CONTRACTING OFFICE(ERBUR)

Current Response Date: November 07, 2024 at 02:00 PM CST
 Notice Type: Original Sources Sought
 Updated Date: Oct 29, 2024
 Published Date: Oct 29, 2024

FDIC's Splunk Cloud Subscription Maintenance Contract Opportunities

Notice ID: CORHQ-24-Q-0494

This requirement is for FDIC's Splunk cloud subscription maintenance and goods. We are looking for the vendor who can provide the lowest price

Department/Ind.Agency: FEDERAL DEPOSIT INSURANCE CORPORATION
 Subtitle: FEDERAL DEPOSIT INSURANCE CORPORATION
 Office:

Current Date Offers Due: October 31, 2024 at 11:00 AM CDT
 Notice Type: Updated Solicitation
 Updated Date: Oct 28, 2024 [5]
 Published Date:

Select Domain All Domains

Filter By

Keyword Search

For more information on how to use our keyword search, visit our help guide

Simple Search Search Editor

Any Words All Words Exact Phrase

e.g. 1606N020Q02

conductive

Federal Organizations

Enter Code or Name

Status Active Inactive

Reset

Showing 1 - 13 of 13 results

Sort by Date Modified/Updated

G004--Intent to Sole Source - HCHV Emergency Housing Lebanon - 5 Ordering Periods: 04/01/2025 - 03/31/2030 This is not a Request for Quote Contract Opportunities

Notice ID: 36C24425Q0112

Performance Work Statement (PWS) Contracted Emergency Residential Services (CERS) for Homeless Veterans Lebanon Veterans Affairs Medical Center 1.0 D...

Department/Ind.Agency: VETERANS AFFAIRS, DEPARTMENT OF
 Subtitle: VETERANS AFFAIRS, DEPARTMENT OF
 Office: 244-NETWORK CONTRACT OFFICE 4 (36C244)

Current Response Date: November 20, 2024 at 03:00 PM CST
 Notice Type: Original Special Notice
 Updated Date: Nov 13, 2024
 Published Date: Nov 13, 2024

UNITED STATES GOVERNMENT SEEKS TO LEASE OFFICE SPACE IN CHESTER, PA Contract Opportunities

Notice ID: 3PA0359

General Services Administration (GSA) seeks to lease the following space:

State: Pennsylvania
 City: Chester
 Deline

Department/Ind.Agency: GENERAL SERVICES ADMINISTRATION
 Subtitle: PUBLIC BUILDINGS SERVICE
 Office: PBS R00 CENTER FOR BROKER SERVICES

Current Response Date: December 05, 2024 at 04:00 PM CST
 Notice Type: Original Presolicitation
 Updated Date: Nov 12, 2024
 Published Date: Nov 12, 2024

Federal Govt Seeks Office and Related Space in the Athens, OH Area Contract Opportunities

Notice ID: 30H0363

The Federal Govt Seeks Office and Related Space in the Athens, OH Area - approximately 4,720 to 4,956 ABOA SF along with code required parking

Department/Ind.Agency: GENERAL SERVICES ADMINISTRATION
 Subtitle: PUBLIC BUILDINGS SERVICE
 Office: PBS RS OFFICE OF LEASING

Current Date Offers Due: December 02, 2024 at 05:00 PM CST
 Notice Type: Updated Combined Synopsis/Solicitation
 Updated Date: Nov 12, 2024 [9]
 Published Date: Nov 12, 2024

NOVEMBER 2024

GRANTS ~ AGREEMENTS ~ CONTRACTS

Board Review and Approval

- DPS Toward Zero Deaths (TZD) Safe Roads – Lincoln & Pipestone Counties – 10/01/24 to 09/30/25;** Grant agreement to facilitate a reduction in distracted driving and texting thus promoting safer roads, \$20,576.24, matching requirement of \$5,341.04 (renewal).
Fiscal Note: FFY 2023 \$14,282; FFY2022 \$16,931; FFY2021 \$17,340; FFY2020 \$17,541
- DPS Toward Zero Deaths (TZD) Safe Roads – Lyon & Redwood Counties – 10/01/24 to 09/30/25;** Grant agreement to facilitate a reduction in distracted driving and texting thus promoting safer roads, \$20,576.24, matching requirement of \$4,115.24 (renewal).
Fiscal Note: FFY2023 \$16,768; FFY2022 \$16,931; FFY2021 \$17,300; FFY2020 \$17,537; FFY2019 \$17,009
- Hoffman & Brobst - Marlene Verdoes CPA (Marshall, MN) – 01/01/25 to 12/31/25;** Accounting services for child support cases, \$136/hour plus expenses with a cap of \$5,000 for the year (4% increase, 50% increase to annual cap) (renewal).
Fiscal Note: 2024 \$0; 2023 \$0; 2022 \$600; 2021 \$2,212; 2020 \$412
- Hunter’s Place (Marshall, MN) – 01/01/24 to 12/31/24;** Contract to provide residential children’s mental health treatment and care at facility in Marshall; \$327/day plus any transportation costs (10% increase) (renewal).
Fiscal Note: 2024 \$135,153; 2023 \$63,675; 2022 \$148,550; 2021 \$129,485
- Jason Anderson Consulting (Grand Rapids, MN) – 01/01/25 to 06/30/25;** contract for strengths finders additional advanced workshops, \$4,000 (New).
Fiscal Note: reimbursed through Foundational funding
- Lac qui Parle County Family Services – 01/01/25 to 12/31/25;** providing various human resource services, \$85/hour plus mileage (renewal – no rate change).
Fiscal Note: contract revenue
- Lamar Companies (Sioux Falls, SD) – 11/18/24;** billboard improvement contract for advertising agreement on billboard posters promoting alcohol and drug prevention, Drug Free Communities grant monies of \$175 (NEW).
Fiscal Note: reimbursed by Drug Free Communities
- MDH Local Public Health – 01/01/25 to 12/31/29;** Grant to address the areas of public health responsibility, foundational public health responsibilities, and essential public health responsibility; 2025 award: Local Public Health - \$538,451, Foundational PH - \$216,045, Total Grant Funds - \$754,496 (renewal).
Fiscal Note: NA
- MDH CHB Master Grant – 01/01/25 to 12/31/29;** Contract designed to administratively simplify the review of grant project agreements for community health boards and applies to all grants MDH distributes(renewal).
Fiscal Note: NA

- Dr. Joshua Friese (Marshall, MN) - 01/01/25 – 12/31/25;** medical consultant contract, \$2,500 annually at \$625/qtr and \$150/hr during a public health emergency when deemed necessary by agency director (no increase) (renewal).
Fiscal Note: 2024 \$2,500; 2023 \$2,000; 2022 \$2,000; 2021 \$2,000; 2020 \$2,000
- PH J. Chad Professional Training (Prosper, Texas) – 09/30/25 to 10/02/25;** current substance abuse training \$25,500 (NEW)
Fiscal Note: half reimbursed through Drug Free Communities and half through Cannabis grant
- Prairie Support Services (Walnut Grove, MN) – 01/01/25 to 12/31/25;** client guardianship services, \$40/hour plus mileage (no increase) (renewal).
Fiscal Note: 2024 \$59,169; 2023 \$46,110; 2022 \$29,482; 2021 \$19,159; 2020 \$19,326
- Service Enterprises Inc (Redwood Falls, MN) - 01/01/25 – 12/31/25;** Paper shredding services, \$.68/pound and pickup (13% increase) (renewal).
Fiscal Note: 2024 \$4,187; 2023 \$2947; 2022 \$2,882; 2021 \$3,711; 2020 \$4,376
- Service Enterprises Inc (Redwood & Marshall locations) – 01/01/25 to 12/31/25;** provide extended employment services for clients, Tier I clients \$130/mo (3% increase) and Tier II clients \$32/day for actual days worked (no increase) (renewal).
Fiscal Note: 2024 \$33,963; 2023 \$31,000; 2022 \$51,251; 2021 \$41,364; 2020 \$20,644
- Toulouse, William with Quarnstrom & Doering PA (Marshall, MN) - 01/01/25 – 12/31/25;** Legal services for agency, \$3,333.33/month or \$40,000 annually (4% increase) (renewal).
Fiscal Note: 2024 \$32,000; 2023 \$36,000; 2022 \$29,184; 2021 \$34,397; 2020 \$37,837
- UCARE (Minneapolis, MN) – 1/1/24 to ongoing;** contract amendment to continue services through UCARE for MSHO/MSC+ Care Coordination. Will automatically renew on one year terms until ended by either party.
Fiscal Note: NA
- Western Mental Health Center Inc (various locations) – 01/01/25 to 12/31/25;** Mental health services (block grant) to provide adult and children’s outpatient treatment, crisis treatment, medication management, diagnostic assessment, and consultation, \$611,908 (no increase) (renewal).
Fiscal Note: all program areas –2024 \$1,252,372; 2023 \$1,645,156; 2022 \$983,776; 2021 \$1,193,936; 2020 \$1,082,003
- Western Mental Health Center Inc (Pipestone County) – 01/01/25 to 12/31/25;** Mental health services (block grant) to provide adult and children’s outpatient treatment, crisis treatment, medication management, diagnostic assessment, and consultation, \$259,458/annual plus clinical supervision at \$145/hr for master’s level or \$175/hr for doctoral level (21.5% increase) (renewal).
- Western Mental Health Center Inc (Lincoln, Lyon, Murray, Redwood) – 01/01/25 to 12/31/25;** Adult Community Support Program, MH Practitioner \$103/hr, Community Support Aide \$51.50/hr ARMHS Individual Service \$103/hr, ARMHS group service \$51.50/hr, Certified Peer Specialist \$103/hr, BHH Individual service \$103/hr; \$180,000 cap – additional dollars require approval (no increase) (renewal).

- Western Mental Health Center Inc (Lincoln, Lyon, Murray, Redwood)** – 01/01/25 to 12/31/25; provide adult mental health clinical supervision services, \$145/hr for masters level, \$175/hr for doctoral level, cap of \$20,000 (no increase) (renewal).
- Western Mental Health Center Inc (Lincoln, Lyon, Murray, Redwood)** – 01/01/25 to 12/31/25; provide children mental health clinical supervision services, \$145/hr for masters level, \$175/hr for doctoral level, cap of \$40,000 (no increase) (renewal).
- Western Mental Health Center Inc (Pipestone)** – 01/01/25 to 12/31/25; Adult Community Support Program, MH Practitioner \$103/hr, Community Support Aide \$51.50/hr, ARMHS Individual Service \$103/hr, ARMHS group service \$51.50/hr, Certified Peer Specialist \$103/hr, BHH Individual service \$103/hr; \$25,000 cap – additional dollars require approval (renewal).
- Western Mental Health Center Inc (Pipestone)** – 01/01/25 to 12/31/25; provide adult mental health clinical supervision services, \$145/hr for masters level, \$175/hr for doctoral level, cap of \$20,000 (no increase) (renewal).
- Western Mental Health Center Inc (various locations)** – 01/01/25 to 12/31/25; Family Community Support Program, CCBMHS grant \$33,300 and FCSP \$5,000 – contractor agrees to provide up to 2 hours/week for 52 weeks of clinical supervision (no increase) (renewal).
- Western Mental Health Center Inc (various locations)** – 01/01/25 to 12/31/25; In Home Family Therapy services, \$140/hr, (change from annual amount to hourly rate – was \$50,000/annual) (renewal).



Signatures None
Signatures Partial
Signatures Completed