



*“Committed to strengthening individuals, families and communities by providing quality services in a respectful, caring and cost-effective manner.”*

**Board Agenda  
Wednesday May 15,2024  
Marshall Government Center  
Commissioners Room – 2<sup>nd</sup> Floor  
9:00 a.m.**

**HUMAN SERVICES**

A. Call to Order

B. Pledge of Allegiance

C. Consent Agenda

1. Amend/Approval of Agenda
2. Identification of Conflict of Interest
3. Approval of 04/17/2024 Board Minutes

D. Introduce New Staff

- Tyler Looft, Emergency Preparedness Planner – Marshall
- Nichole Thoof, Case Aide- Parent Educator – Marshall
- Victoria Primus, Office Support Specialist, Sr. – Marshall
- Abby Smith, Eligibility Worker – Redwood Falls
- Bee Chomprasob, Public Health Educator – Marshall
- Melissa Hassebroek, Office Support Specialist, Sr. – Redwood Falls

E. Employee Recognition

- Jasmine Clark, Social Worker (AMH)- Pipestone 1 Year
- Kaitlin Vos, Social Worker (LTC)- Marshall 5 Years
- Stacy Jorgensen, Social Services Supervisor (AMH/CD) 35 Years

F. Financial

**HUMAN SERVICES (Cont.)**

G. Caseload

	<u>4/24</u>	<u>4/23</u>	<u>3/24</u>	<u>2/24</u>
Social Services	3,725	3,818	3,784	3,776
Licensing	387	391	382	381
Out-of-Home Placements	168	152	156	158
Income Maintenance	13,123	14,794	13,207	13,403
Child Support Cases	2,699	2,767	2,697	2,702
Child Support Collections	\$881,116	\$759,953	\$723,158	\$694,210
Non IV-D Collections	\$258,073	\$81,245	\$63,894	\$93,219

H. Discussion/Information

I. Decision Items

**COMMUNITY HEALTH**

J. Call to Order

K. Consent Agenda

1. Amend/Approval of Agenda
2. Identification of Conflict of Interest
3. Approval of 04/17/2024 Board Minutes

L. Financial

M. Caseloads

	<u>04/24</u>	<u>03/24</u>	<u>02/24</u>
WIC	N/A	2081	2092
Family Home Visiting	36	33	40
PCA Assessments	14	17	11
Managed Care	292	299	280
Dental Varnishing	0	0	0
Refugee Health	10	2	9
Latent TB Medication Distribution	1	1	4
Water Tests	103	104	110
FPL Inspections	38	31	27
Immunizations	70	64	63
Car Seats	20	18	8

**COMMUNITY HEALTH (Cont.)**

N. Discussion/ Information

O. Decision Items

1. Opioid funding sub-committee recommendations and approval of Round 2 applications – Ann Orren
2. Purchase tables/chairs with Foundational funding – Carol Biren

**GOVERNING BOARD**

P. Call To Order

Q. Consent Agenda

1. Amend/Approval of Agenda
2. Identification of Conflict of Interest
3. Approval of 04/17/2024 Board Minutes

R. Financial

S. Human Resources Statistics

	<u>4/24</u>	<u>4/23</u>	<u>3/24</u>	<u>2/24</u>
Number of Employees	235	236	237	243
Separations	4	3	3	6
New Hires	7	3	2	1
Current Open Positions		18		
Public Health Nurses		4		
Communications Specialist		1		
Social Worker DD		1		
Child Support Officer		1		
Health Services Program Aide		1		
Social Services Supervisor		1		
Accounting Technician		1		
Social Worker CPS		1		
Social Worker LADC		1		
Eligibility Worker		1		
Social Worker Restorative Practices		2		
Case Aide		1		
Social Worker Circle		1		
Social Worker Team Lead		1		

**GOVERNING BOARD (Cont.)**

T. Discussion/Information

U. Decision Items

1. Evan Hacker, Network Administrator, probationary appointment (12 months), \$68,250 annual, effective 6/10/2024 – Marshall Office
2. Megan Boerboom, Social Services Supervisor- Restorative Practices, probationary appointment (12 months), \$67,511.50 annual, effective 5/6/2024 – Marshall Office
3. Request for Copier Replacement Slayton Office – Chris Cauwels
4. Request for Scanners for OSS Staff- Chris Cauwels
5. Donations
  - Anonymous donation of many blankets to be used for anyone in need.
  - Donation from Sherry Plaetz of fifteen home sewn baby blankets to any children in need on our caseloads.
6. Contracts

V. Adjournment

**Next Meeting Dates:**

*Wednesday, June 26, 2024 – Marshall*

*Wednesday, July 17, 2024 – Marshall*

*Wednesday, August 21, 2024 – Marshall*

# SOUTHWEST HEALTH & HUMAN SERVICES

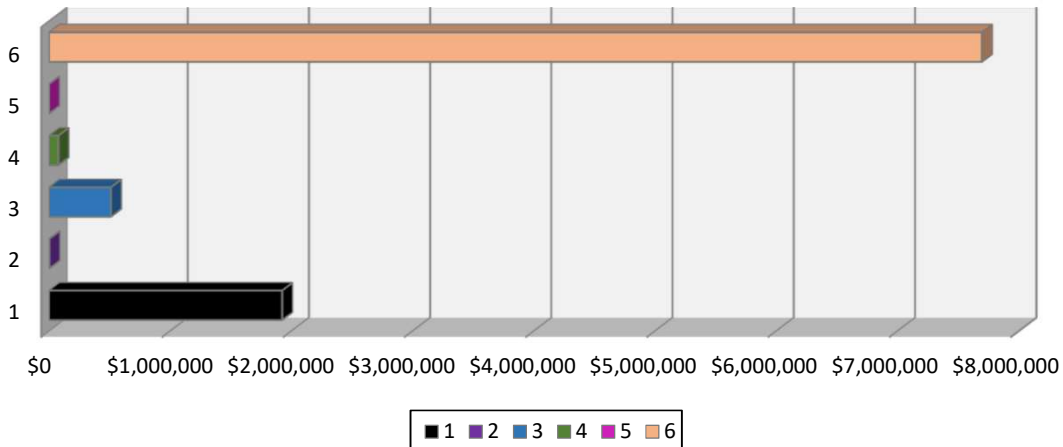
Ivanhoe, Marshall, Slayton, Pipestone, Redwood and Luverne

**SUMMARY OF FINANCIAL ACCOUNTS REPORT** For the Month Ending: **April 30, 2024**

\* Income Maintenance \* Social Services \* Information Technology \* Health \*

Description	Month	Running Balance	
<b>BEGINNING BALANCE</b>		<b>\$1,551,507</b>	
<b>RECEIPTS</b>			
Monthly Receipts	3,587,092		
County Contribution	220,923		
Interest on Savings	49,360		
<b>TOTAL MONTHLY RECEIPTS</b>		<b>3,857,376</b>	
<b>DISBURSEMENTS</b>			
Monthly Disbursements	3,485,118		
<b>TOTAL MONTHLY DISBURSEMENTS</b>		<b>3,485,118</b>	
<b>ENDING BALANCE</b>		<b>\$1,923,765</b>	
<b>REVENUE</b>			
<i>Checking/Money Market</i>	<i>\$1,923,765</i>		
<i>SS Benefits Checking</i>	<i>\$3,000</i>		
<i>Bremer Savings</i>	<i>\$510,698</i>		
<i>First Interstate Bank Savings</i>	<i>\$77,275</i>		
<i>CD/Term Investment - Magic Fund</i>	<i>\$0</i>		
<i>Investments - MAGIC Fund</i>	<i>\$7,695,307</i>		
<b>ENDING BALANCE</b>		<b>\$10,210,044</b>	April 2023 Ending Balance <b>\$9,301,999</b>
<b>DESIGNATED/RESTRICTED FUNDS</b>			
Opioid Settlement		<b>\$577,382</b>	April 2023 Ending Balance
Agency Health Insurance		<b>\$1,277,249</b>	<b>\$804,622</b>
Private Purpose Trust Fund		<b>\$26,626</b>	
LCTS Lyon Murray Collaborative		<b>\$149,255</b>	
LCTS Rock Pipestone Collaborative		<b>\$59,920</b>	
LCTS Redwood Collaborative		<b>\$107,613</b>	
Local Advisory Council		<b>\$598</b>	April 2023 Ending Balance
<b>AVAILABLE CASH BALANCE</b>		<b>\$8,011,402</b>	<b>\$7,671,712</b>

## REVENUE DESIGNATION



## SWHHS TREND ANALYSIS

### Total Cash and Investment Balance by Month

#### ALL FUNDS

	January	February	March	April	May	June	July	August	September	October	November	December	Average for Year
2018	\$4,721,044.88	\$4,333,938.53	\$2,935,770.10	\$1,965,449.62	\$2,570,090.71	\$5,977,407.40	\$6,033,326.24	\$5,731,633.62	\$4,391,517.44	\$3,775,199.56	\$5,252,398.36	\$6,085,906.40	\$4,481,140.24
2019	\$5,468,300.08	\$5,390,753.05	\$3,560,027.40	\$2,614,293.54	\$4,269,080.30	\$7,062,814.89	\$7,420,076.79	\$6,778,561.83	\$5,219,902.01	\$4,511,324.16	\$5,788,830.92	\$7,097,094.23	\$5,431,754.93
2020	\$5,612,100.09	\$5,244,836.41	\$3,999,085.28	\$3,557,399.16	\$3,544,281.51	\$8,279,950.83	\$8,206,914.72	\$8,087,152.70	\$7,320,202.93	\$6,302,908.56	\$6,288,111.05	\$8,688,761.65	\$6,260,975.41
2021	\$8,213,250.83	\$7,755,540.60	\$6,331,255.58	\$4,926,907.49	\$5,077,191.48	\$10,354,544.54	\$9,823,063.10	\$9,696,380.41	\$8,596,377.19	\$7,380,331.30	\$7,918,904.38	\$10,090,463.28	\$8,013,684.18
2022	\$9,063,232.17	\$9,669,188.89	\$8,757,032.95	\$7,551,267.96	\$7,600,154.97	\$11,926,913.67	\$11,759,179.93	\$11,073,388.31	\$9,901,872.00	\$9,446,009.83	\$10,477,101.38	\$11,454,718.79	\$9,890,005.07
2023	\$11,060,333.16	\$11,548,890.82	\$10,317,240.69	\$9,301,999.20	\$10,138,948.20	\$13,789,129.14	\$14,781,337.63	\$14,708,502.17	\$13,461,381.69	\$12,826,934.47	\$13,827,985.91	\$14,612,668.79	\$12,531,279.32
2024	\$12,990,412.51	\$13,407,987.82	\$11,788,426.03	\$10,210,044.11									

#### PUBLIC HEALTH

	January	February	March	April	May	June	July	August	September	October	November	December	Average for Year
2018	\$1,962,214.72	\$1,943,637.75	\$1,780,622.98	\$2,023,315.56	\$1,870,382.57	\$1,633,344.06	\$1,816,127.45	\$1,643,850.72	\$1,584,218.99	\$1,914,793.23	\$1,842,417.33	\$1,743,836.48	\$1,813,230.15
2019	\$1,851,277.80	\$1,972,764.31	\$1,918,434.61	\$2,063,608.18	\$2,039,616.86	\$1,918,780.30	\$2,044,401.82	\$2,039,261.99	\$1,915,329.19	\$2,036,424.83	\$1,985,685.37	\$1,910,997.42	\$1,974,715.22
2020	\$1,967,807.21	\$2,029,158.92	\$2,191,628.66	\$2,443,036.94	\$2,039,616.86	\$1,918,780.30	\$2,044,401.82	\$2,039,261.99	\$2,236,196.53	\$2,383,533.05	\$2,377,097.32	\$2,458,002.48	\$2,177,376.84
2021	\$2,686,372.79	\$2,595,490.74	\$2,483,393.31	\$2,394,881.79	\$2,704,232.84	\$2,797,102.25	\$2,854,166.91	\$2,927,270.22	\$2,887,651.14	\$2,943,305.87	\$3,062,913.28	\$3,061,698.33	\$2,783,206.62
2022	\$3,188,143.70	\$3,522,705.99	\$3,489,931.37	\$3,750,709.18	\$3,760,049.78	\$3,637,055.84	\$3,801,847.69	\$3,792,898.70	\$3,701,291.30	\$3,780,582.03	\$4,015,468.97	\$3,958,921.27	\$3,699,967.15
2023	\$4,092,369.86	\$4,485,621.04	\$4,522,574.88	\$4,317,365.64	\$4,392,590.53	\$4,413,234.48	\$4,329,419.65	\$4,465,577.48	\$4,276,687.45	\$4,346,328.21	\$4,280,939.44	\$3,969,889.82	\$4,324,383.21
2024	\$4,038,252.01	\$4,221,609.24	\$4,063,656.33	\$4,222,559.23									

#### HUMAN SERVICES

	January	February	March	April	May	June	July	August	September	October	November	December	Average for Year
2018	\$2,027,812.89	\$1,484,259.33	\$191,366.90	-\$965,731.97	-\$501,975.29	\$2,490,788.49	\$3,357,738.65	\$3,035,839.30	\$1,833,134.33	\$948,482.40	\$2,542,047.76	\$3,397,063.22	\$1,653,402.17
2019	\$2,581,063.09	\$2,265,158.91	\$405,973.82	-\$661,408.85	\$934,705.49	\$3,904,218.27	\$4,115,284.54	\$3,342,408.83	\$1,895,296.62	\$1,080,003.92	\$2,347,069.20	\$3,881,423.66	\$2,174,266.46
2020	\$2,332,934.55	\$1,794,776.37	\$446,580.09	-\$301,075.40	-\$322,039.73	\$4,477,838.46	\$4,384,474.68	\$4,260,536.62	\$3,518,651.39	\$2,410,104.32	\$2,492,480.39	\$4,846,662.00	\$2,528,493.65
2021	\$4,187,134.17	\$3,427,813.26	\$2,563,120.41	\$1,286,019.28	\$934,705.49	\$3,904,218.27	\$4,115,284.54	\$3,342,408.83	\$4,305,643.19	\$3,134,667.60	\$3,557,047.37	\$5,699,958.61	\$3,371,501.75
2022	\$4,620,423.53	\$4,781,219.71	\$3,878,657.09	\$2,403,835.75	\$2,505,036.95	\$7,134,523.44	\$6,827,202.31	\$6,300,253.90	\$5,236,120.79	\$4,373,885.31	\$5,527,904.49	\$6,555,357.85	\$5,012,035.09
2023	\$6,052,424.45	\$6,081,720.18	\$4,666,308.71	\$3,354,346.73	\$4,090,366.08	\$7,797,583.18	\$8,821,277.15	\$8,602,178.45	\$7,457,835.03	\$6,724,760.36	\$7,810,473.46	\$8,528,878.75	\$6,665,679.38
2024	\$6,839,001.71	\$7,235,453.39	\$5,532,685.68	\$3,788,842.32									

#### HEALTH INSURANCE

	January	February	March	April	May	June	July	August	September	October	November	December	Average for Year
2018	\$547,461.08	\$661,779.26	\$734,590.83	\$705,226.64	\$998,994.04	\$688,218.46	\$693,431.75	\$820,833.21	\$742,653.73	\$690,065.54	\$709,870.88	\$736,904.37	\$727,502.48
2019	\$830,786.86	\$898,632.50	\$996,671.64	\$973,046.88	\$1,015,393.62	\$1,046,007.99	\$1,064,138.10	\$1,127,623.68	\$1,189,707.87	\$1,200,976.08	\$1,195,846.02	\$1,051,604.82	\$1,049,203.01
2020	\$1,070,978.00	\$1,108,164.79	\$1,071,726.42	\$1,126,237.51	\$1,216,443.58	\$1,252,789.13	\$1,289,386.59	\$1,328,430.70	\$1,343,792.01	\$1,297,527.65	\$1,206,581.80	\$1,132,234.63	\$1,203,691.07
2021	\$1,103,507.67	\$1,443,581.40	\$1,012,036.66	\$973,311.22	\$1,025,293.31	\$970,211.29	\$957,506.41	\$1,089,406.61	\$1,075,654.66	\$1,043,092.63	\$1,036,496.53	\$1,025,248.14	\$1,062,945.54
2022	\$954,094.74	\$996,914.99	\$1,020,096.29	\$1,046,274.83	\$933,827.04	\$843,343.19	\$833,162.73	\$700,529.94	\$684,754.43	\$988,223.72	\$662,283.75	\$623,422.50	\$857,244.01
2023	\$612,668.68	\$678,479.43	\$767,125.93	\$804,622.27	\$763,093.34	\$779,663.23	\$844,301.69	\$833,854.87	\$909,715.53	\$929,036.75	\$862,791.28	\$1,271,163.67	\$838,043.06

# Southwest Health and Human Services



LMD  
5/5/24 7:30PM

## Treasurer's Cash Trial Balance

As of 04/2024

Page 2

<u>Fund</u>	<u>Beginning Balance</u>	<u>This Month</u>	<u>YTD</u>	<u>Current Balance</u>
<b>1</b> Health Services Fund	3,969,983.30			
Receipts		507,501.89	1,608,801.36	
Disbursements		91,118.99-	294,563.43-	
Payroll		259,791.24-	1,064,120.66-	
Journal Entries		0.00	2,458.66	
<b>Fund Total . . . . .</b>		<b>156,591.66</b>	<b>252,575.93</b>	<b>4,222,559.23</b>
 <b>2</b> Opioid Settlement	 541,414.68			
Receipts		20,460.12	59,390.64	
Disbursements		19,915.06-	23,125.16-	
Payroll		298.14-	298.14-	
<b>Fund Total . . . . .</b>		<b>246.92</b>	<b>35,967.34</b>	<b>577,382.02</b>
 <b>5</b> Human Services Fund	 966,127.41-	<b>410</b>	General Administration	
Receipts		66,518.07	268,493.67	
Disbursements		65,974.78-	267,004.83-	
Payroll		7,956.51-	41,884.22-	
Journal Entries		0.00	132.40	
<b>Dept Total . . . . .</b>		<b>7,413.22-</b>	<b>40,262.98-</b>	<b>1,006,390.39-</b>
 <b>5</b> Human Services Fund	 5,589,707.22	<b>420</b>	Income Maintenance	
Receipts		540,216.97	2,467,868.61	
Disbursements		347,554.80-	1,812,078.52-	
Payroll		379,327.29-	1,542,460.84-	
Journal Entries		0.00	4,002.57	
<b>Dept Total . . . . .</b>		<b>186,665.12-</b>	<b>882,668.18-</b>	<b>4,707,039.04</b>
 <b>5</b> Human Services Fund	 8,128,535.51	<b>431</b>	Social Services	
Receipts		495,895.13	3,265,209.74	
Disbursements		56,287.89-	415,800.71-	

# Southwest Health and Human Services



LMD  
5/5/24 7:30PM

## Treasurer's Cash Trial Balance

As of 04/2024

Page 3

<u>Fund</u>	<u>Beginning Balance</u>	<u>This Month</u>	<u>YTD</u>	<u>Current Balance</u>
SSIS		1,103,024.88-	3,191,122.06-	
Payroll		863,541.50-	3,393,348.18-	
Jurnal Entries		0.00	6,593.63-	
<b>Dept Total . . . . .</b>		<b>1,526,959.14-</b>	<b>3,741,654.84-</b>	<b>4,386,880.67</b>
<b>5</b>	<b>Human Services Fund</b>	<b>461</b>	<b>Information Systems</b>	
	4,227,244.05-			
Receipts		5,237.71	24,094.32	
Disbursements		659.17-	2,413.79-	
Payroll		25,073.18-	93,123.48-	
<b>Dept Total . . . . .</b>		<b>20,494.64-</b>	<b>71,442.95-</b>	<b>4,298,687.00-</b>
<b>5</b>	<b>Human Services Fund</b>	<b>471</b>	<b>LCTS Collaborative Agency</b>	
	0.00			
Receipts		0.00	74,564.00	
Disbursements		0.00	74,564.00-	
<b>Dept Total . . . . .</b>		<b>0.00</b>	<b>0.00</b>	<b>0.00</b>
<b>Fund Total . . . . .</b>	<b>8,524,871.27</b>	<b>1,741,532.12-</b>	<b>4,736,028.95-</b>	<b>3,788,842.32</b>
<b>61</b>	<b>Agency Health Insurance</b>			
	1,271,163.67			
Receipts		263,631.10	1,135,211.71	
Disbursements		250,208.48-	1,129,126.71-	
<b>Fund Total . . . . .</b>		<b>13,422.62</b>	<b>6,085.00</b>	<b>1,277,248.67</b>
<b>71</b>	<b>LCTS Lyon Murray Collaborative Fund</b>	<b>471</b>	<b>LCTS Collaborative Agency</b>	
	175,720.21			
Receipts		0.00	32,785.00	
Disbursements		12,500.00-	59,250.00-	
<b>Dept Total . . . . .</b>		<b>12,500.00-</b>	<b>26,465.00-</b>	<b>149,255.21</b>
<b>Fund Total . . . . .</b>	<b>175,720.21</b>	<b>12,500.00-</b>	<b>26,465.00-</b>	<b>149,255.21</b>
<b>73</b>	<b>LCTS Rock Pipestone Collaborative Fund</b>	<b>471</b>	<b>LCTS Collaborative Agency</b>	
	46,144.81			

# Southwest Health and Human Services



LMD  
5/5/24 7:30PM

## Treasurer's Cash Trial Balance

As of 04/2024

Page 4

<u>Fund</u>	<u>Beginning Balance</u>	<u>This Month</u>	<u>YTD</u>	<u>Current Balance</u>
Receipts		0.00	13,775.00	
<b>Dept Total .....</b>		<b>0.00</b>	<b>13,775.00</b>	<b>59,919.81</b>
<b>Fund Total .....</b>	<b>46,144.81</b>	<b>0.00</b>	<b>13,775.00</b>	<b>59,919.81</b>
<b>75</b> Redwood LCTS Collaborative	<b>471</b>	LCTS Collaborative Agency		
	78,858.51			
Receipts		0.00	28,754.00	
<b>Dept Total .....</b>		<b>0.00</b>	<b>28,754.00</b>	<b>107,612.51</b>
<b>Fund Total .....</b>	<b>78,858.51</b>	<b>0.00</b>	<b>28,754.00</b>	<b>107,612.51</b>
<b>77</b> Local Advisory Council	<b>477</b>	Local Advisory Council		
	598.34			
<b>Dept Total .....</b>		<b>0.00</b>	<b>0.00</b>	<b>598.34</b>
<b>Fund Total .....</b>	<b>598.34</b>	<b>0.00</b>	<b>0.00</b>	<b>598.34</b>
<b>78</b> Private Purpose Trust Fund	<b>431</b>	Social Services		
	3,914.00			
Receipts		7,275.00	25,705.00	
Disbursements		1,886.00-	2,993.00-	
<b>Dept Total .....</b>		<b>5,389.00</b>	<b>22,712.00</b>	<b>26,626.00</b>
<b>Fund Total .....</b>	<b>3,914.00</b>	<b>5,389.00</b>	<b>22,712.00</b>	<b>26,626.00</b>
All Funds .....	14,612,668.79			
Receipts		1,906,735.99	9,004,653.05	
Disbursements		846,105.17-	4,080,920.15-	
SSIS		1,103,024.88-	3,191,122.06-	
Payroll		1,535,987.86-	6,135,235.52-	
<b>Total .....</b>		<b>1,578,381.92-</b>	<b>4,402,624.68-</b>	10,210,044.11

# Southwest Health and Human Services



## RM- Stmt of Revenues & Expenditures

As Of 04/2024

Report Basis: Cash

DESCRIPTION	CURRENT MONTH	YEAR TO- DATE	2024 BUDGET	% OF BUDG	% OF YEAR	
<b>FUND 1 HEALTH SERVICES FUND</b>						
REVENUES						
CONTRIBUTIONS FROM COUNTIES	220,923.00-	441,846.00-	883,692.00-	50	33	
INTERGOVERNMENTAL REVENUES	2,730.00-	154,156.00-	168,500.00-	91	33	
STATE REVENUES	108,646.28-	284,445.79-	1,320,150.00-	22	33	
FEDERAL REVENUES	126,545.14-	545,115.21-	1,399,913.00-	39	33	
FEES	39,444.26-	147,048.77-	457,605.00-	32	33	
EARNINGS ON INVESTMENTS	8,884.87-	35,017.93-	29,850.00-	117	33	
MISCELLANEOUS REVENUES	202.74-	490.29-	7,550.00-	6	33	
<b>TOTAL REVENUES</b>	<b>507,376.29-</b>	<b>1,608,119.99-</b>	<b>4,267,260.00-</b>	<b>38</b>	<b>33</b>	5% over
EXPENDITURES						
PROGRAM EXPENDITURES	0.00	0.00	0.00	0	33	
PAYROLL AND BENEFITS	259,876.66	1,061,936.44	4,007,394.00	26	33	
OTHER EXPENDITURES	90,907.97	293,607.62	652,006.00	45	33	
<b>TOTAL EXPENDITURES</b>	<b>350,784.63</b>	<b>1,355,544.06</b>	<b>4,659,400.00</b>	<b>29</b>	<b>33</b>	4% under

# Southwest Health and Human Services



## RM- Stmt of Revenues & Expenditures

As Of 04/2024

Report Basis: Cash

DESCRIPTION	CURRENT MONTH	YEAR TO- DATE	2024 BUDGET	% OF BUDG	% OF YEAR	
<b>FUND 5 HUMAN SERVICES FUND</b>						
REVENUES						
CONTRIBUTIONS FROM COUNTIES	0.00	425,051.27-	13,305,205.00-	3	33	
INTERGOVERNMENTAL REVENUES	0.00	42,568.50-	123,841.00-	34	33	
STATE REVENUES	188,446.20-	1,352,650.26-	5,973,027.00-	23	33	
FEDERAL REVENUES	410,850.72-	2,571,884.59-	7,697,964.00-	33	33	
FEES	177,023.44-	756,560.52-	2,306,164.00-	33	33	
EARNINGS ON INVESTMENTS	40,475.55-	159,526.06-	149,100.00-	107	33	
MISCELLANEOUS REVENUES	223,624.90-	496,150.64-	1,546,600.00-	32	33	
<b>TOTAL REVENUES</b>	<b>1,040,420.81-</b>	<b>5,804,391.84-</b>	<b>31,101,901.00-</b>	<b>19</b>	<b>33</b>	14%
EXPENDITURES						
PROGRAM EXPENDITURES	1,207,485.03	4,450,095.14	11,791,540.00	38	33	under
PAYROLL AND BENEFITS	1,277,354.12	5,076,595.02	16,512,609.00	31	33	
OTHER EXPENDITURES	297,113.78	1,013,731.74	2,797,752.00	36	33	
<b>TOTAL EXPENDITURES</b>	<b>2,781,952.93</b>	<b>10,540,421.90</b>	<b>31,101,901.00</b>	<b>34</b>	<b>33</b>	1% over

# Southwest Health and Human Services



## Revenues & Expend by Prog,Dept,Fund

Report Basis: Cash

<u>Element</u>	<u>Description</u>	<u>Account Number</u>	<u>Current Month</u>	<u>Year- To- Date</u>	<u>Budget</u>	<u>%of Bdgt</u>	<u>%of Year</u>
1 FUND	Health Services Fund						
410 DEPT	General Administration						
<b>0 PROGRAM</b>	...						
			<b>Revenue</b>				<b>33</b>
			<b>Expend.</b>	2,392.11	9,373.60	0.00	0
			<b>Net</b>	2,392.11	9,373.60	0.00	0
<b>910 PROGRAM</b>	CHA/ CHIP		<b>Revenue</b>	0.00	6,023.54 -	4,170.00 -	144
			<b>Expend.</b>	267.91	12,227.35	70,907.00	17
			<b>Net</b>	267.91	6,203.81	66,737.00	9
<b>915 PROGRAM</b>	CDC Infrastructure Grant		<b>Revenue</b>	12,671.14 -	26,216.47 -	57,702.00 -	45
			<b>Expend.</b>	2,470.86	15,575.76	59,954.00	26
			<b>Net</b>	10,200.28 -	10,640.71 -	2,252.00	473 -
<b>919 PROGRAM</b>	PH Foundational		<b>Revenue</b>	0.00	0.00	172,800.00 -	0
			<b>Expend.</b>	2,430.58	24,870.46	152,507.00	16
			<b>Net</b>	2,430.58	24,870.46	20,293.00 -	123 -
<b>930 PROGRAM</b>	Administration		<b>Revenue</b>	266,078.02 -	513,469.75 -	1,036,704.00 -	50
			<b>Expend.</b>	77,464.70	289,767.34	928,689.00	31
			<b>Net</b>	188,613.32 -	223,702.41 -	108,015.00 -	207
<b>410 DEPT</b>	General Administration	<b>Totals:</b>	<b>Revenue</b>	278,749.16 -	545,709.76 -	1,271,376.00 -	43
			<b>Expend.</b>	85,026.16	351,814.51	1,212,057.00	29
			<b>Net</b>	193,723.00 -	193,895.25 -	59,319.00 -	327
481 DEPT	Nursing						
<b>100 PROGRAM</b>	Family Health		<b>Revenue</b>	544.53 -	4,422.22 -	15,445.00 -	29
			<b>Expend.</b>	1,403.22	6,468.38	20,341.00	32
			<b>Net</b>	858.69	2,046.16	4,896.00	42
<b>103 PROGRAM</b>	Follow Along Program		<b>Revenue</b>	0.00	4,102.41 -	20,117.00 -	20
			<b>Expend.</b>	2,594.16	9,367.58	46,791.00	20
			<b>Net</b>	2,594.16	5,265.17	26,674.00	20
<b>110 PROGRAM</b>	TANF		<b>Revenue</b>	18,524.93 -	42,332.38 -	130,240.00 -	33
			<b>Expend.</b>	17,082.31	35,610.96	96,564.00	37
			<b>Net</b>	1,442.62 -	6,721.42 -	33,676.00 -	20
<b>125 PROGRAM</b>	Asthma Program		<b>Revenue</b>				33
			<b>Expend.</b>	790.97	3,547.56	0.00	0
			<b>Net</b>	790.97	3,547.56	0.00	0

# Southwest Health and Human Services



## Revenues & Expend by Prog,Dept,Fund

Report Basis: Cash

<u>Element</u>	<u>Description</u>	<u>Account Number</u>		<u>Current Month</u>	<u>Year- To- Date</u>	<u>Budget</u>	<u>%of Bdgt</u>	<u>%of Year</u>
<b>130 PROGRAM</b>	WIC		Revenue	48,447.00 -	289,283.00 -	514,577.00 -	56	33
			Expend.	55,790.19	208,630.12	679,605.00	31	33
			Net	7,343.19	80,652.88 -	165,028.00	49 -	33
<b>210 PROGRAM</b>	CTC Outreach		Revenue	0.00	38,816.75 -	179,962.00 -	22	33
			Expend.	9,965.79	45,522.69	177,866.00	26	33
			Net	9,965.79	6,705.94	2,096.00 -	320 -	33
<b>265 PROGRAM</b>	Strong Foundations FHV		Revenue	24,638.80 -	63,105.59 -	182,218.00 -	35	33
			Expend.	9,592.33	35,685.40	177,476.00	20	33
			Net	15,046.47 -	27,420.19 -	4,742.00 -	578	33
<b>270 PROGRAM</b>	Maternal Child Health - Title V		Revenue	954.41 -	25,575.55 -	180,373.00 -	14	33
			Expend.	10,219.90	44,650.09	265,729.00	17	33
			Net	9,265.49	19,074.54	85,356.00	22	33
<b>280 PROGRAM</b>	MCH Dental Health		Revenue	0.00	0.00	1,000.00 -	0	33
			Expend.	139.02	750.02	7,081.00	11	33
			Net	139.02	750.02	6,081.00	12	33
<b>285 PROGRAM</b>	MCH Blood Lead		Revenue					33
			Expend.	316.64	1,748.60	16,644.00	11	33
			Net	316.64	1,748.60	16,644.00	11	33
<b>295 PROGRAM</b>	MCH Car Seat Program		Revenue	1,488.60 -	6,026.30 -	11,000.00 -	55	33
			Expend.	4,895.43	21,495.54	75,086.00	29	33
			Net	3,406.83	15,469.24	64,086.00	24	33
<b>300 PROGRAM</b>	Case Management		Revenue	38,559.23 -	142,157.01 -	336,212.00 -	42	33
			Expend.	36,506.38	151,770.27	353,928.00	43	33
			Net	2,052.85 -	9,613.26	17,716.00	54	33
<b>330 PROGRAM</b>	MNChoices		Revenue	0.00	44,744.65 -	203,974.00 -	22	33
			Expend.	20,584.46	67,080.58	244,193.00	27	33
			Net	20,584.46	22,335.93	40,219.00	56	33
<b>603 PROGRAM</b>	Disease Prevention and Control		Revenue	2,562.28 -	19,173.46 -	199,158.00 -	10	33
			Expend.	14,914.30	55,927.06	192,911.00	29	33
			Net	12,352.02	36,753.60	6,247.00 -	588 -	33
<b>660 PROGRAM</b>	MIIC		Revenue					33
			Expend.	557.14	570.21	3,746.00	15	33
			Net	557.14	570.21	3,746.00	15	33

# Southwest Health and Human Services



## Revenues & Expend by Prog,Dept,Fund

Report Basis: Cash

<u>Element</u>	<u>Description</u>	<u>Account Number</u>		<u>Current Month</u>	<u>Year-To-Date</u>	<u>Budget</u>	<u>% of Bdgt</u>	<u>% of Year</u>
<b>481 DEPT</b>	Nursing	<b>Totals:</b>	<b>Revenue</b>	135,719.78-	679,739.32-	1,974,276.00-	34	33
			<b>Expend.</b>	185,352.24	688,825.06	2,357,961.00	29	33
			<b>Net</b>	49,632.46	9,085.74	383,685.00	2	33
<b>483 DEPT</b>	Health Education							
<b>500 PROGRAM</b>	Direct Client Services		<b>Revenue</b>	1,574.26-	2,937.10-	5,112.00-	57	33
			<b>Expend.</b>	262.31	3,165.30	18,292.00	17	33
			<b>Net</b>	1,311.95-	228.20	13,180.00	2	33
<b>510 PROGRAM</b>	SHIP		<b>Revenue</b>	17,687.71-	64,843.90-	224,631.00-	29	33
			<b>Expend.</b>	20,576.83	72,609.23	293,888.00	25	33
			<b>Net</b>	2,889.12	7,765.33	69,257.00	11	33
<b>540 PROGRAM</b>	Toward Zero Deaths (TZD) Safe Roads		<b>Revenue</b>	0.00	1,312.55-	16,598.00-	8	33
			<b>Expend.</b>	272.13	1,540.64	16,322.00	9	33
			<b>Net</b>	272.13	228.09	276.00-	83-	33
<b>541 PROGRAM</b>	Toward Zero Deaths (TZD) Safe Roads		<b>Revenue</b>	516.66-	1,428.26-	16,458.00-	9	33
			<b>Expend.</b>	358.77	931.78	16,703.00	6	33
			<b>Net</b>	157.89-	496.48-	245.00	203-	33
<b>551 PROGRAM</b>	Pipestone Drug Free Communities		<b>Revenue</b>	41,736.10-	81,975.24-	125,000.00-	66	33
			<b>Expend.</b>	8,915.33	50,554.34	125,475.00	40	33
			<b>Net</b>	32,820.77-	31,420.90-	475.00	6,615-	33
<b>565 PROGRAM</b>	Cannabis		<b>Revenue</b>	0.00	0.00	50,000.00-	0	33
			<b>Expend.</b>					33
			<b>Net</b>	0.00	0.00	50,000.00-	0	33
<b>570 PROGRAM</b>	Regional Health Equity Network Grant		<b>Revenue</b>	0.00	1,765.46-	0.00	0	33
			<b>Expend.</b>	7,376.91	22,947.84	0.00	0	33
			<b>Net</b>	7,376.91	21,182.38	0.00	0	33
<b>900 PROGRAM</b>	Emergency Preparedness		<b>Revenue</b>	0.00	23,856.78-	93,761.00-	25	33
			<b>Expend.</b>	8,000.20	31,761.12	94,885.00	33	33
			<b>Net</b>	8,000.20	7,904.34	1,124.00	703	33
<b>903 PROGRAM</b>	Response Sustainability- PHEP		<b>Revenue</b>	2,011.08-	2,011.08-	173,110.00-	1	33
			<b>Expend.</b>	2,054.67	4,065.75	175,478.00	2	33
			<b>Net</b>	43.59	2,054.67	2,368.00	87	33
<b>905 PROGRAM</b>	COVID- 19 Pandemic		<b>Revenue</b>	3,761.89-	8,691.58-	0.00	0	33
			<b>Expend.</b>	440.71	4,202.60	0.00	0	33
			<b>Net</b>	3,321.18-	4,488.98-	0.00	0	33

# Southwest Health and Human Services



## Revenues & Expend by Prog,Dept,Fund

Report Basis: Cash

<u>Element</u>	<u>Description</u>	<u>Account Number</u>		<u>Current Month</u>	<u>Year- To- Date</u>	<u>Budget</u>	<u>%of Bdgt</u>	<u>%of Year</u>
<b>907 PROGRAM</b>	Crisis Response Workforce Grant (CO)		<b>Revenue</b>	0.00	7,035.34 -	0.00	0	33
			<b>Expend.</b>	5,450.25	15,040.30	0.00	0	33
			<b>Net</b>	5,450.25	8,004.96	0.00	0	33
<b>483 DEPT</b>	Health Education	<b>Totals:</b>	<b>Revenue</b>	67,287.70 -	195,857.29 -	704,670.00 -	28	33
			<b>Expend.</b>	53,708.11	206,818.90	741,043.00	28	33
			<b>Net</b>	13,579.59 -	10,961.61	36,373.00	30	33
<b>485 DEPT</b>	Environmental Health							
<b>800 PROGRAM</b>	Environmental		<b>Revenue</b>	17,294.59 -	169,134.59 -	226,858.00 -	75	33
			<b>Expend.</b>	20,945.68	81,395.04	251,407.00	32	33
			<b>Net</b>	3,651.09	87,739.55 -	24,549.00	357 -	33
<b>809 PROGRAM</b>	Environmental Water Lab		<b>Revenue</b>	8,325.06 -	17,679.03 -	90,080.00 -	20	33
			<b>Expend.</b>	5,702.06	25,599.09	96,932.00	26	33
			<b>Net</b>	2,623.00 -	7,920.06	6,852.00	116	33
<b>830 PROGRAM</b>	FDA Standardization Grant		<b>Revenue</b>					33
			<b>Expend.</b>	50.38	1,091.46	0.00	0	33
			<b>Net</b>	50.38	1,091.46	0.00	0	33
<b>485 DEPT</b>	Environmental Health	<b>Totals:</b>	<b>Revenue</b>	25,619.65 -	186,813.62 -	316,938.00 -	59	33
			<b>Expend.</b>	26,698.12	108,085.59	348,339.00	31	33
			<b>Net</b>	1,078.47	78,728.03 -	31,401.00	251 -	33
<b>1 FUND</b>	Health Services Fund	<b>Totals:</b>	<b>Revenue</b>	507,376.29 -	1,608,119.99 -	4,267,260.00 -	38	33
			<b>Expend.</b>	350,784.63	1,355,544.06	4,659,400.00	29	33
			<b>Net</b>	156,591.66 -	252,575.93 -	392,140.00	64 -	33

# Southwest Health and Human Services



## Revenues & Expend by Prog,Dept,Fund

Report Basis: Cash

<u>Element</u>	<u>Description</u>	<u>Account Number</u>	<u>Current Month</u>	<u>Year- To- Date</u>	<u>Budget</u>	<u>%of Bdgt</u>	<u>%of Year</u>
5 FUND	Human Services Fund						
410 DEPT	General Administration						
<b>0 PROGRAM</b>	...						
			<b>Revenue</b>				<b>33</b>
			<b>Expend.</b>	7,413.22	40,264.09	33,605.00	120
			<b>Net</b>	7,413.22	40,264.09	33,605.00	120
<b>410 DEPT</b>	General Administration	<b>Totals:</b>	<b>Revenue</b>				<b>33</b>
			<b>Expend.</b>	7,413.22	40,264.09	33,605.00	120
			<b>Net</b>	7,413.22	40,264.09	33,605.00	120
420 DEPT	Income Maintenance						
<b>0 PROGRAM</b>	...		<b>Revenue</b>				<b>33</b>
			<b>Expend.</b>	5.10	20.40	0.00	0
			<b>Net</b>	5.10	20.40	0.00	0
<b>600 PROGRAM</b>	Income Maint Administrative/ Overhea		<b>Revenue</b>	15,428.08 -	233,739.71 -	4,209,520.00 -	6
			<b>Expend.</b>	162,707.25	598,133.84	1,491,047.00	40
			<b>Net</b>	147,279.17	364,394.13	2,718,473.00 -	13 -
<b>601 PROGRAM</b>	Income Maint/ Random Moment Payro		<b>Revenue</b>				<b>33</b>
			<b>Expend.</b>	234,689.54	952,543.22	3,019,158.00	32
			<b>Net</b>	234,689.54	952,543.22	3,019,158.00	32
<b>602 PROGRAM</b>	Income Maint FPI Investigator		<b>Revenue</b>	0.00	38,506.00 -	210,256.00 -	18
			<b>Expend.</b>	11,038.35	44,739.69	200,109.00	22
			<b>Net</b>	11,038.35	6,233.69	10,147.00 -	61 -
<b>605 PROGRAM</b>	MN Supplemental Aid (MSA)/ GRH		<b>Revenue</b>	3,269.96 -	18,796.55 -	50,000.00 -	38
			<b>Expend.</b>	9,983.55	33,865.45	50,000.00	68
			<b>Net</b>	6,713.59	15,068.90	0.00	0
<b>610 PROGRAM</b>	TANF(AFDC/ MFIP/ DWP)		<b>Revenue</b>	1,645.00 -	4,940.75 -	8,400.00 -	59
			<b>Expend.</b>	9.38	84.39	5,040.00	2
			<b>Net</b>	1,635.62 -	4,856.36 -	3,360.00 -	145
<b>620 PROGRAM</b>	General Asst (GA) / Burials		<b>Revenue</b>	20,902.31 -	42,514.91 -	37,000.00 -	115
			<b>Expend.</b>	29,151.00	121,951.25	301,000.00	41
			<b>Net</b>	8,248.69	79,436.34	264,000.00	30
<b>630 PROGRAM</b>	Food Support (FS)		<b>Revenue</b>	15,175.32 -	191,781.16 -	635,500.00 -	30
			<b>Expend.</b>	1,107.49	3,561.99	2,500.00	142
			<b>Net</b>	14,067.83 -	188,219.17 -	633,000.00 -	30

# Southwest Health and Human Services



## Revenues & Expend by Prog,Dept,Fund

Report Basis: Cash

Element	Description	Account Number		Current Month	Year- To- Date	Budget	%of Bdgt	%of Year
640 PROGRAM	Child Support (IVD)		Revenue	40,546.80 -	316,652.32 -	1,597,558.00 -	20	33
			Expend.	74,116.13	311,861.12	1,231,801.00	25	33
			Net	33,569.33	4,791.20 -	365,757.00 -	1	33
650 PROGRAM	Medical Assistance (MA)		Revenue	443,189.50 -	1,619,596.37 -	4,620,000.00 -	35	33
			Expend.	204,014.30	1,282,621.60	3,345,000.00	38	33
			Net	239,175.20 -	336,974.77 -	1,275,000.00 -	26	33
680 PROGRAM	Refugee Cash Assistance (RCA)		Revenue	0.00	187.00 -	0.00	0	33
			Expend.					33
			Net	0.00	187.00 -	0.00	0	33
420 DEPT	Income Maintenance	Totals:	Revenue	540,156.97 -	2,466,714.77 -	11,368,234.00 -	22	33
			Expend.	726,822.09	3,349,382.95	9,645,655.00	35	33
			Net	186,665.12	882,668.18	1,722,579.00 -	51 -	33
431 DEPT	Social Services		Revenue					33
			Expend.	80.21	254.63	0.00	0	33
			Net	80.21	254.63	0.00	0	33
0 PROGRAM	...		Revenue					33
			Expend.					33
			Net					33
700 PROGRAM	Social Service Administrative/ Overhea		Revenue	71,676.59 -	989,186.32 -	11,980,137.00 -	8	33
			Expend.	362,155.67	1,228,836.54	3,279,379.00	37	33
			Net	290,479.08	239,650.22	8,700,758.00 -	3 -	33
701 PROGRAM	Social Services/ SSTS		Revenue					33
			Expend.	676,769.81	2,648,600.95	9,269,397.00	29	33
			Net	676,769.81	2,648,600.95	9,269,397.00	29	33
710 PROGRAM	Children's Social Services Programs		Revenue	87,552.67 -	427,136.30 -	1,993,256.00 -	21	33
			Expend.	517,647.64	1,651,883.53	4,439,251.00	37	33
			Net	430,094.97	1,224,747.23	2,445,995.00	50	33
711 PROGRAM	YIP Grant (Circle)- Dept of Public Safet		Revenue	0.00	2,345.73 -	0.00	0	33
			Expend.	5,006.20	6,709.11	0.00	0	33
			Net	5,006.20	4,363.38	0.00	0	33
712 PROGRAM	CIRCLE Program		Revenue	0.00	5,000.00 -	5,000.00 -	100	33
			Expend.	1,191.28	4,225.94	13,000.00	33	33
			Net	1,191.28	774.06 -	8,000.00	10 -	33
713 PROGRAM	STAY Program Grant (formerly SELF)		Revenue	0.00	22,500.00 -	45,000.00 -	50	33
			Expend.	2,971.12	6,575.86	45,000.00	15	33
			Net	2,971.12	15,924.14 -	0.00	0	33

# Southwest Health and Human Services



## Revenues & Expend by Prog,Dept,Fund

Report Basis: Cash

<u>Element</u>	<u>Description</u>	<u>Account Number</u>		<u>Current Month</u>	<u>Year-To-Date</u>	<u>Budget</u>	<u>% of Bdgt</u>	<u>% of Year</u>
<b>714 PROGRAM</b>	PrimeWest Reinvestment Grant		<b>Revenue</b>					<b>33</b>
			<b>Expend.</b>	5,925.05	23,100.23	0.00	0	<b>33</b>
			<b>Net</b>	5,925.05	23,100.23	0.00	0	<b>33</b>
<b>715 PROGRAM</b>	Children Waivers		<b>Revenue</b>	6,729.25-	26,329.49-	110,000.00-	24	<b>33</b>
			<b>Expend.</b>	399.90	399.90	0.00	0	<b>33</b>
			<b>Net</b>	6,329.35-	25,929.59-	110,000.00-	24	<b>33</b>
<b>716 PROGRAM</b>	FGDM/ Family Group Decision Making		<b>Revenue</b>	0.00	28,163.92-	123,032.00-	23	<b>33</b>
			<b>Expend.</b>	8,442.84	36,114.82	123,032.00	29	<b>33</b>
			<b>Net</b>	8,442.84	7,950.90	0.00	0	<b>33</b>
<b>717 PROGRAM</b>	Family Assmt Response Grant/ Discr F		<b>Revenue</b>	0.00	9,626.50-	37,888.00-	25	<b>33</b>
			<b>Expend.</b>	3,330.95	7,053.15	37,888.00	19	<b>33</b>
			<b>Net</b>	3,330.95	2,573.35-	0.00	0	<b>33</b>
<b>718 PROGRAM</b>	PSOP/ Parent Support Outreach Progra		<b>Revenue</b>	0.00	16,578.00-	30,113.00-	55	<b>33</b>
			<b>Expend.</b>	2,785.80	17,202.10	30,113.00	57	<b>33</b>
			<b>Net</b>	2,785.80	624.10	0.00	0	<b>33</b>
<b>720 PROGRAM</b>	Child Care/ Child Protection		<b>Revenue</b>	1,000.00-	3,700.00-	20,500.00-	18	<b>33</b>
			<b>Expend.</b>	0.00	2,983.38	2,500.00	119	<b>33</b>
			<b>Net</b>	1,000.00-	716.62-	18,000.00-	4	<b>33</b>
<b>721 PROGRAM</b>	CC Basic Slide Fee/ Cty Match to DHS		<b>Revenue</b>	1,782.00-	5,905.00-	46,194.00-	13	<b>33</b>
			<b>Expend.</b>	3,614.00	18,067.00	43,365.00	42	<b>33</b>
			<b>Net</b>	1,832.00	12,162.00	2,829.00-	430-	<b>33</b>
<b>726 PROGRAM</b>	MFIP/ SW MN PIC		<b>Revenue</b>	758.00-	3,071.00-	7,000.00-	44	<b>33</b>
			<b>Expend.</b>					<b>33</b>
			<b>Net</b>	758.00-	3,071.00-	7,000.00-	44	<b>33</b>
<b>730 PROGRAM</b>	Chemical Dependency		<b>Revenue</b>	26,468.99-	88,952.58-	207,500.00-	43	<b>33</b>
			<b>Expend.</b>	10,894.00	48,448.13	233,500.00	21	<b>33</b>
			<b>Net</b>	15,574.99-	40,504.45-	26,000.00	156-	<b>33</b>
<b>740 PROGRAM</b>	Mental Health (Both Adults & Children		<b>Revenue</b>	0.00	45.60-	0.00	0	<b>33</b>
			<b>Expend.</b>					<b>33</b>
			<b>Net</b>	0.00	45.60-	0.00	0	<b>33</b>
<b>741 PROGRAM</b>	Mental Health - Adults Only		<b>Revenue</b>	40,504.47-	311,367.70-	1,299,626.00-	24	<b>33</b>
			<b>Expend.</b>	208,212.69	693,536.36	1,862,749.00	37	<b>33</b>
			<b>Net</b>	167,708.22	382,168.66	563,123.00	68	<b>33</b>

# Southwest Health and Human Services



## Revenues & Expend by Prog,Dept,Fund

Report Basis: Cash

Element	Description	Account Number		Current Month	Year- To- Date	Budget	% of Bdgt	% of Year
742 PROGRAM	Mental Health - Children Only		Revenue	32,308.42-	278,167.54-	884,553.00-	31	33
			Expend.	159,998.43	380,067.90	1,069,265.00	36	33
			Net	127,690.01	101,900.36	184,712.00	55	33
750 PROGRAM	Developmental Disabilities		Revenue	60,209.96-	259,181.18-	774,144.00-	33	33
			Expend.	37,649.02	91,293.78	257,169.00	35	33
			Net	22,560.94-	167,887.40-	516,975.00-	32	33
760 PROGRAM	Adult Services		Revenue	108,641.32-	489,280.55-	1,284,724.00-	38	33
			Expend.	7,093.83	29,346.31	85,200.00	34	33
			Net	101,547.49-	459,934.24-	1,199,524.00-	38	33
765 PROGRAM	Adult Waivers		Revenue	57,394.46-	272,481.34-	844,000.00-	32	33
			Expend.	7,816.83	85,973.97	198,500.00	43	33
			Net	49,577.63-	186,507.37-	645,500.00-	29	33
431 DEPT	Social Services	Totals:	Revenue	495,026.13-	3,239,018.75-	19,692,667.00-	16	33
			Expend.	2,021,985.27	6,980,673.59	20,989,308.00	33	33
			Net	1,526,959.14	3,741,654.84	1,296,641.00	289	33
461 DEPT	Information Systems	0 PROGRAM	Revenue	5,237.71-	24,094.32-	41,000.00-	59	33
			Expend.	25,732.35	95,537.27	433,333.00	22	33
			Net	20,494.64	71,442.95	392,333.00	18	33
461 DEPT	Information Systems	Totals:	Revenue	5,237.71-	24,094.32-	41,000.00-	59	33
			Expend.	25,732.35	95,537.27	433,333.00	22	33
			Net	20,494.64	71,442.95	392,333.00	18	33
471 DEPT	LCTS Collaborative Agency	702 PROGRAM	Revenue	0.00	74,564.00-	0.00	0	33
			Expend.	0.00	74,564.00	0.00	0	33
			Net	0.00	0.00	0.00	0	33
471 DEPT	LCTS Collaborative Agency	Totals:	Revenue	0.00	74,564.00-	0.00	0	33
			Expend.	0.00	74,564.00	0.00	0	33
			Net	0.00	0.00	0.00	0	33
5 FUND	Human Services Fund	Totals:	Revenue	1,040,420.81-	5,804,391.84-	31,101,901.00-	19	33
			Expend.	2,781,952.93	10,540,421.90	31,101,901.00	34	33
			Net	1,741,532.12	4,736,030.06	0.00	0	33

# Social Services Caseload:

Yearly Averages	Adult Services	Children's Services	Total Programs
2018	2683	617	3299
2019	2651	589	3241
2020	2623	572	3195
2021	2694	560	3254
2022	2729	567	3295
2023	2820	575	3395
2024			

<b>2024</b>	Adult Services	Children's Services	Total Programs
January	2770	638	3408
February	2783	652	3435
March	2765	637	3402
April	2714	624	3338
May			0
June			0
July			0
August			0
September			0
October			0
November			0
December			0
<b>Average</b>	<b>2758</b>	<b>638</b>	<b>3396</b>

# Adult - Social Services Caseload

Average	Adult Brain Injury (BI)	Adult Community Access for Disability Inclusion (CADI)	Adult Community Alternative Care (CAC)	Adult Essential Community Supports	Adult Mental Health (AMH)	Adult Protective Services (APS)	Adult Services (AS)	Alternative Care (AC)	Chemical Dependency (CD)	Developmental Disabilities (DD)	Elderly Waiver (EW)	Total Programs
2018	11	299	14	0	282	43	880	18	353	451	331	2683
2019	9	319	13	0	261	58	887	17	295	542	339	2651
2020	10	328	12	0	270	61	869	15	287	453	319	2623
2021	9	362	13	0	272	50	926	14	299	446	303	2609
2022	8	387	12	0	260	72	996	16	230	448	303	2671
2023	8	406	10	0	246	83	1065	17	228	450	306	2757
2024												

\*Note: CADI name change and there is a new category (Adult Essential Community Supports)

<b>2024</b>	Adult Brain Injury (BI)	Adult Community Access for Disability Inclusion (CADI)	Adult Community Alternative Care (CAC)	Adult Essential Community Supports	Adult Mental Health (AMH)	Adult Protective Services (APS)	Adult Services (AS)	Alternative Care (AC)	Chemical Dependency (CD)	Developmental Disabilities (DD)	Elderly Waiver (EW)	Total Programs
January	11	398	10	0	242	93	1026	22	194	470	304	2770
February	11	396	10	0	240	97	1004	23	227	470	305	2783
March	10	395	10	0	233	94	992	22	230	471	308	2765
April	10	396	10	0	221	103	968	21	204	471	310	2714
May												0
June												0
July												0
August												0
September												0
October												0
November												0
December												0
	<b>11</b>	<b>396</b>	<b>10</b>	<b>0</b>	<b>234</b>	<b>97</b>	<b>998</b>	<b>22</b>	<b>214</b>	<b>471</b>	<b>307</b>	<b>2773</b>

# Children's - Social Services Caseload

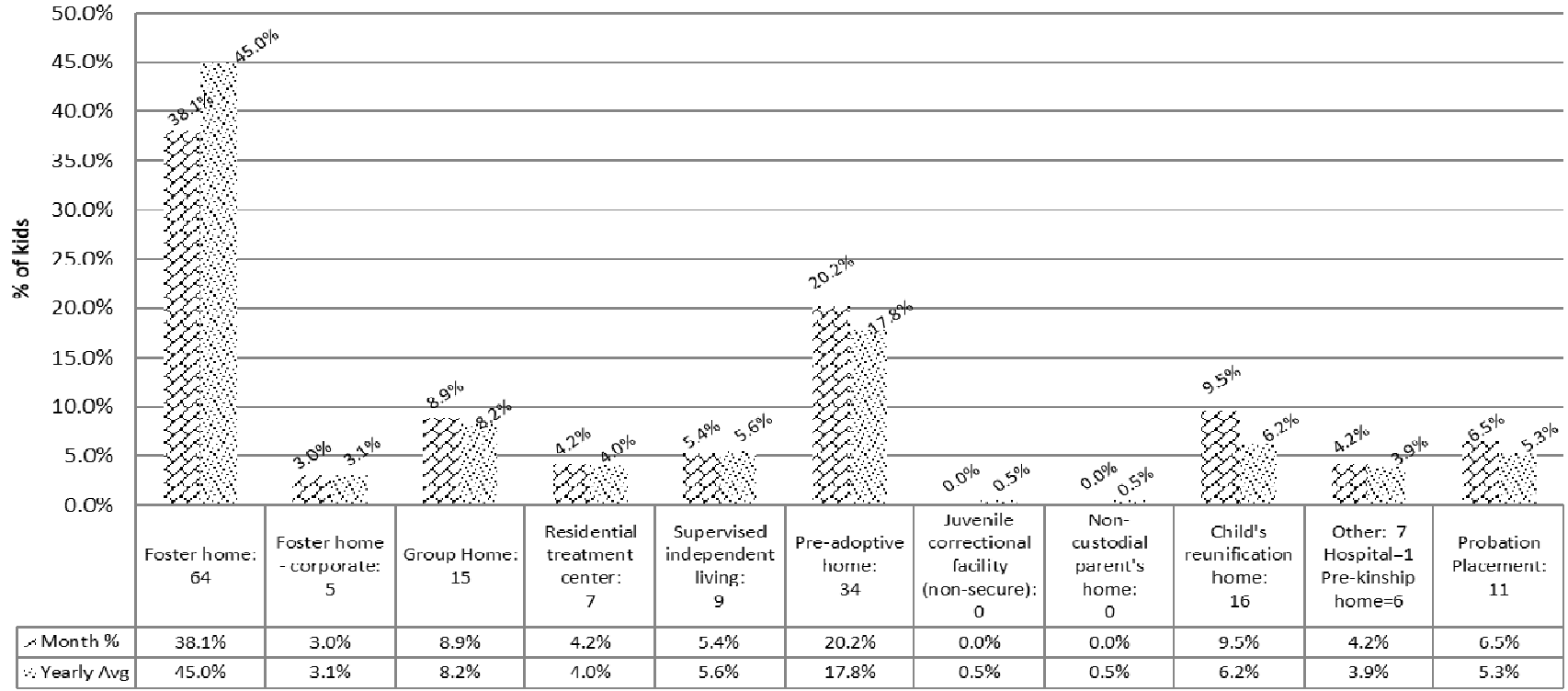
Average	Adolescent Independent Living (ALS)	Adoption	Child Brain Injury (BI)	Child Community Alternative Care (CAC)	Child Community Alternatives for Disabled Individuals (CADI)	Child Protection (CP)	Child Welfare (CW)	Children's Mental Health (CMH)	Early Intervention: Infants & Toddlers with Disabilities	Minor Parents (MP)	Parent Support Outreach Program (PSOP)	Total Programs
2018	46	23	0	11	40	180	182	110	0	0	25	604
2019	36	18	0	11	40	170	191	94	0	0	30	589
2020	30	29	0	12	48	163	178	82	0	0	32	572
2021	21	33	0	13	59	165	155	85	0	0	31	591
2022	23	30	0	13	64	176	145	78	0	0	38	592
2023	22	31	0	12	64	166	158	86	0	0	37	584
2024												

<b>2024</b>	Adolescent Independent Living (ALS)	Adoption	Child Brain Injury (BI)	Child Community Alternative Care (CAC)	Child Community Alternatives for Disabled Individuals (CADI)	Child Protection (CP)	Child Welfare (CW)	Children's Mental Health (CMH)	Early Intervention: Infants & Toddlers with Disabilities	Minor Parents (MP)	Parent Support Outreach Program (PSOP)	Total Programs
January	23	26	0	12	65	189	178	99	0	0	46	638
February	23	25	0	12	65	202	184	104	0	0	37	652
March	23	25	0	12	65	188	192	107	0	0	25	637
April	23	23	0	12	65	168	189	114	0	0	30	624
May												0
June												0
July												0
August												0
September												0
October												0
November												0
December												0
	<b>23</b>	<b>25</b>	<b>0</b>	<b>12</b>	<b>65</b>	<b>187</b>	<b>186</b>	<b>106</b>	<b>0</b>	<b>0</b>	<b>35</b>	<b>642</b>

## 2024 KIDS IN OUT OF HOME PLACEMENT - BY COUNTY

	Jan-24	Feb-24	Mar-24	Apr-24	May-24	Jun-24	Jul-24	Aug-24	Sep-24	Oct-24	Nov-24	Dec-24	YTD Average	2023 Average
Lincoln	5	5	4	4									5	5
Lyon	69	69	70	74									71	51
Murray	14	16	16	17									16	14
Pipestone	22	20	21	21									21	21
Redwood	43	41	38	45									42	53
Rock	10	7	7	7									8	10
<b>Monthly Totals</b>	<b>163</b>	<b>158</b>	<b>156</b>	<b>168</b>	<b>0</b>	<b>0</b>	<b>0</b>	<b>0</b>	<b>0</b>	<b>0</b>	<b>0</b>	<b>0</b>		

**April 2024 - Placement by Category**  
**168 Kids in Placement**



**April 2024:** Total kids in placement = 168

**Total of 13 Children entered placement**

4	Lyon	Foster Home
1	Murray	Probation
5	Redwood	Foster Home
2	Redwood	Probation
1	Rock	Hospital

**Total of 1 Children were discharged from placement** (discharges from previous month)

1	Rock	ADOPTED
---	------	---------

## NON IVD COLLECTIONS

*April 2024*

PROGRAM	ACCOUNT	TOTAL
MSA/GRH	05-420-605.5803	3,270
TANF (MFIP/DWP/AFDC)	05-420-610.5803	1,645
GA	05-420-620.5803	10,160
GA      County Burial Recovery	05-420-620.5804	10,742
FS	05-420-630.5803	475
CS      (PI Fee, App Fee, etc)	05-420-640.5501	403
MA      Recoveries & Estate Collections (25% retained by agency)	05-420-650.5803	176,969
REFUGEE	05-420-680.5803	0
CHILDRENS		
Court Visitor Fee	05-431-700.5514	0
Parental Fees, Holds	05-431-710.5501	17,828
OOH/FC Recovery	05-431-710.5803	6,236
Social Security Recovery	78-431-710.5803	7,275
CHILDCARE		
Licensing	05-431-720.5502	0
Corp FC Licensing	05-431-720.5505	1,000
Over Payments	05-431-721&722.5803	0
CHEMICAL DEPENDENCY		
SUD Assessment Fee	05-431-730.5504	1,298
CD Assessments	05-431-730.5519	4,551
Detox Fees	05-431-730.5520	12,565
SUD Treatment	05-431-730.5523	3,209
Over Payments	05-431-730.5803	0
MENTAL HEALTH		
Insurance Copay	05-431-740.5803	0
Over Payments	05-431-741 or 742.5803	0
DEVELOPMENTAL DISABILITIES		
Insurance Copay/Overpayments	05-431-750.5803	443
ADULT		
Court Visitor Fee	05-431-760.5515	0
Insurance Copay/Overpayments	05-431-760.5803	4
<b>TOTAL NON-IVD COLLECTIONS</b>		<b>258,073</b>



# 2024 Public Health Statistics

	WIC	Family Home Visiting	MnChoices PCA Assessments	Managed Care	Dental Varnish	Refugee Health	LTBI Medication Distribution	Water Tests	FPL Inspections	Imm	Car Seats	COVID Vaccine Admin
'12 Avg	1857	48	15	187	81							
'13 Avg	2302	37	21	211	90							
'14 Avg	2228	60	25	225	112	6	30					
'15 Avg	2259	86	23	238	112	12	36					
'16 Avg	2313	52	22	265	97	12	27					
'17 Avg	2217	47	22	290	56	9	25					
'18 Avg	2151	50	22	324	23	4	18	128	48	57	19	
'19 Avg	2018	31	10	246	18	4	10	131	47	63	20	
'20 Avg	2008	27	8	224	-	-	6	129	34	21	7	
'21 Avg	1921	19	8	195	-	1	4	132	41	24	9	633
'22 Avg	1984	35	9	189	-	1	17	171	47	41	12	4
'23 Avg	2096	33	11	175	-	4	2	133	41	57	16	-

	WIC	Family Home Visiting	MnChoices Assessments	Managed Care	Dental Varnish	Refugee Health	LTBI/DOT Medication Distribution	Water Tests	FPL Inspections	Imm	Car Seats
11/23	2091	30	4	186	0	0	4	97	43	103	18
12/23	2106	24	8	214	0	11	5	95	37	52	32
1/24	2102	26	13	261	0	0	0	113	31	19	19
2/24	2092	42	11	281	0	9	4	110	27	63	8
3/24	2081	33	17	299	0	2	1	104	31	64	18
4/24		36	14	292	0	10	1	103	38	70	19
5/24											
6/24											
7/24											
8/24											
9/24											
10/24											
11/24											
12/24											

Delivering to Marshall 56258  
Update location

All Search Amazon

EN Hello, sign in Account & Lists Returns & Orders 48

All Medical Care Best Sellers Amazon Basics Music New Releases Prime

Celebrate National Small Business Month



\$10 instant gift card

Get \$10 off instantly upon approval for the Amazon Store Card

Current subtotal: \$14,666.64  
Gift Card savings: - \$10.00  
Cost after savings: \$14,656.64

Learn more

# Shopping Cart

Part of your order qualifies for FREE Shipping. Choose this option at checkout. See details



Conference Table, Modern White Office Folding Flip Top Mobile

\$999.32

Usually ships within 9 to 10 days  
Shipped from: Ptosziav-US  
FREE delivery Jun 12 - Jul 5  
Gift options not available. Learn more  
Color: 2pcs

12

Delete Save for later Share



AmazonBasics Mid-Back Mesh Chair

\$74.30

In Stock  
FREE delivery Tue, May 14 available at checkout  
FREE Returns  
 This is a gift Learn more

36

Delete Save for later

Compare with similar items Share

Subtotal (48 items): \$14,666.64

This order contains a gift

Proceed to checkout

## Products related to items in your cart

Sponsored



PatioMaga Ergonomi...

563  
\$349.99

See all buying options



Branch Daily Chair -...

25  
\$319.00

See all buying options



WOOHEBI Ergonomi...

2  
\$229.99

See all buying options



Ergonomic Office Ch...

20  
\$199.50

See all buying options

The price and availability of items at Amazon.com are subject to change. The Cart is a temporary place to store a list of your items and reflects each item's most recent price. Learn more  
Do you have a gift card or promotional code? We'll ask you to enter your claim code when it's time to pay.

## You might also like

Search All Words e.g. 1606N020Q02

Search Results Saved Searches Actions

Select Domain All Domains

Filter By

Keyword Search

For more information on how to use our keyword search, visit our help guide

Simple Search Search Editor

Any Words All Words Exact Phrase

e.g. 1606N020Q02

amazon

amazon

Federal Organizations

Enter Code or Name

Status

Active Inactive

Showing 1 - 25 of 70 results

Sort by Date Modified/Updated

**KAFB Smart Parcel Locker System**

Contract Opportunities

Notice ID: FA9401-24-Q-0023a

Obtain a fully functioning Smart Parcel System to service the needs of 505 dormitory residents. At a minimum the following carriers will ...

Department/Ind.Agency	Subtier	Office
DEPT OF DEFENSE	DEPT OF THE AIR FORCE	FA9401 377 MSG PK

Current Date Offers Due May 16, 2024 at 03:00 PM CDT

Notice Type Original Combined Synopsis/Solicitation

Updated Date May 9, 2024

Published Date May 9, 2024

---

**LOWER FORTY LLC** Active Registration

Entity

Unique Entity ID	CAGE Code	Physical Address
P7PTS4GN6XK3	9U4R1	2045 PULLMAN AVE, SIMI VALLEY, CA 93063 USA

Expiration Date May 6, 2025

Purpose of Registration All Awards

---

**Integrated Budget Planning and Execution System (IBPES) Support Services**

Contract Opportunities

Notice ID: N0017824Q4218

The Naval Surface Warfare Center Dahlgren Division (NSWCDD), intends to issue a solicitation for a sole source Cost-Plus-Fixed-Fee (CPFF)/Firm ...

Department/Ind.Agency	Subtier	Office
DEPT OF DEFENSE	DEPT OF THE NAVY	NSWC DAHLGREN

Current Response Date May 15, 2024 at 12:00 PM CDT

Notice Type Original Sources Sought

Updated Date May 1, 2024

Published Date May 1, 2024

Search All Words e.g. 1606N020Q02

Search Results Saved Searches Actions

Select Domain All Domains

Filter By

Keyword Search

For more information on how to use our keyword search, visit our help guide

Simple Search Search Editor

Any Words All Words Exact Phrase

e.g. 1606N020Q02

"One Office"

"One Office Solution"

Federal Organizations

Enter Code or Name

Status

Active Inactive

Showing 1 - 25 of 191 results

Sort by Date Modified/Updated

**Automated Solid Phase Extraction System**

Contract Opportunities

Notice ID: FDA-RFQ-24Q1276406

1. This is a combined synopsis/solicitation for commercial items prepared in accordance with the Federal Acquisition Regulation (FAR) format in ...

Department/Ind.Agency	Subtier	Office
HEALTH AND HUMAN SERVICES, DEPARTMENT OF	FOOD AND DRUG ADMINISTRATION	FDA OFFICE OF ACQ GRANT SVCS

Current Date Offers Due May 16, 2024 at 10:59 PM CDT

Notice Type Original Combined Synopsis/Solicitation

Updated Date May 9, 2024

Published Date May 9, 2024

---

**Sources Sought Notice for Various Marker Boards and Bulletin Systems**

Contract Opportunities

Notice ID: 47Q55C-24-Q-2167

SCOPE

This is a Sources Sought Notice (SSN). Any information submitted by respondents to this request is strictly vo ...

Department/Ind.Agency	Subtier	Office
GENERAL SERVICES ADMINISTRATION	FEDERAL ACQUISITION SERVICE	GSA/FAS ADMIN SVCS ACQUISITION BR(2)

Current Response Date May 23, 2024 at 04:00 PM CDT

Notice Type Original Sources Sought

Updated Date May 9, 2024

Published Date May 9, 2024

---

**Automated Circuit Card Test System (ACCTS)**

Contract Opportunities

Notice ID: M67854-24-I-5120

UPDATE: This RFI is being amended to correct the response date to June 7, 2024.

\*\*Note: This is the second Request for information

Current Response Date June 07, 2024 at 04:00 PM CDT

Notice Type

**Carol Biren, M.S.**

---

**From:** Carol Biren, M.S.  
**Sent:** Thursday, May 9, 2024 3:20 PM  
**To:** Carol Biren, M.S.  
**Subject:** RE: tables/chairs

Carol

Pricing on the HON tables & nesting chairs.

ALEEL4914 \$340.00 Per carton of two chairs 16.

HONHMT3060GNB9P 30X60 TABLE TOP LAMINATE SILVER MESH \$365.00 EACH (4)

HONHMT3072GNB9P 30X72 TABLE TOP LAMINATE SILVER MESH \$425.00 EACH (8)

HONHMBTLEG24CP BLACK PAINT LEGS \$385.00 PER SET (6).

Total \$13,290

Please let me know if you have any questions. Special orders allow 4-6 weeks for delivery. If you want us to install there would be an additional charge for this.

Thank you.

Tom Kremer  
Account Manager  
ONE Office Solution  
507-360-7881



## State of Minnesota Contract # 189667

Item #	Description	MSRP	% Discount	State of Minnesota Contract Price	12 Month Rate	36 Month Rate	48 Month Rate	60 Month Rate
<b>3827C002AA</b>	<b>imageRUNNER ADVANCE DX</b>	<b>\$20,103.00</b>	<b>68.00%</b>	<b>\$6,432.96</b>	<b>\$540.43</b>	<b>\$191.77</b>	<b>\$157.61</b>	<b>\$131.94</b>
4031C002BA	High Capacity Cassette Feeding Unit C1	\$2,247.00	42.00%	\$1,303.26	\$109.49	\$38.85	\$31.93	\$26.73
4000C002BA	Inner Finisher-L1	\$1,490.00	42.00%	\$864.20	\$72.60	\$25.76	\$21.17	\$17.72
6101AU76AA	FILTER (120V/15A) XG-PCS-15D	\$239.56	42.00%	\$138.94	\$11.67	\$4.14	\$3.40	\$2.85

Loffler Discount (\$1,980)  
 Papercut migration to Canon (\$40.61)

Total Cost \$6,759.36 \$138.63

### imageRUNNER \*STANDARD\*

Maintenance options (Supplies included EXCLUDING paper)						
Maintenance Type	Base # of Copies Allowed per Month	Monthly Maintenance Base Charge	B/W Overage	Color Overage	Cost Per Copy (B/W)	Cost Per Copy Color
Click charge	N/A	N/A	N/A	N/A	0.0046	0.0460

## imageRUNNER ADVANCE DX C5800 Series

Color  
 Mid-volume  
 Multifunction

- Print up to 70 ppm (BW/color)
- Scan up to 270 ipm (300 dpi) (BW/color, duplex)
- Print up to 12" × 18"
- 6,350-sheet maximum paper capacity

Canon's comprehensive portfolio of imageRUNNER ADVANCE DX multifunction printers and integrated solutions can help **simplify** the end user experience and management of technology, better **control** sensitive information and print-related costs, and help ensure that technology investments proactively **evolve** with changing needs.



### WORKFLOW EFFICIENCY

- 10.1" intuitive touchscreen with smartphone-like usability.
- A unique, customized experience tailored to individual preferences using My ADVANCE.
- Supports mobile solutions and integration with many popular cloud services like Google Drive.<sup>1</sup>
- Scan and convert documents to searchable digital files in a variety of file formats.
- Integration with Canon and various third-party software with embedded application platform.
- Hot Folders allow users to drag and drop a file into a hot folder and automatically print with pre-defined settings such as number of copies and finishing requirements.



### SECURITY

- Advanced standard security feature set to help safeguard sensitive information and assist in regulatory compliance.
- Integrates with existing, third-party SIEM\*<sup>2</sup> systems to help provide real-time, comprehensive insights into potential threats to the network and printers.
- Technology to verify that the device boot process, firmware, and applications initialize without alteration at startup. McAfee Embedded Control<sup>3</sup> utilizes a whitelist to protect against malware and tampering of firmware and applications.
- Security policy settings can be controlled with a dedicated password, configured from a central location, and exported to other supported devices.
- Control access to the device and specific features, using a host of flexible authentication methods—PIN code, user name/password, or card access.<sup>4</sup>



### QUALITY AND RELIABILITY

- Canon's signature reliability and engine technologies help keep productivity high and minimize the impact on support resources.
- Outstanding imaging technologies and toner allow for consistently striking images, thanks to Canon's V<sup>2</sup> color profile.
- Designed to achieve maximum uptime with status notifications that help keep supplies replenished and intuitive maintenance videos for consumables replacement.
- imageRUNNER ADVANCE models have received many awards and recognition from leading industry analysts, often referencing strong reliability.



## DEVICE AND FLEET MANAGEMENT

- Designed for quick, easy deployment.
- Remote diagnostics and parts life management for proactive maintenance and rapid fixes.
- Easy and intuitive to monitor device status and consumable levels, turn off devices remotely, observe meter readings, manage settings, and implement security policies.
- Common firmware and regular updates with Unified Firmware Platform (UFP) for continuous improvements and consistency across a fleet.



## COST MANAGEMENT

- Track and assess print, copy, scan, and fax usage and allocate costs to departments or projects.
- Apply print policies and restrict usage by user to help reduce unnecessary printing and contribute to cost efficiency.
- Standard cloud-based solution provides a centralized dashboard with up-to-the-minute insights into printer activity.
- Upgrade to uniFLOW server or cloud-based solutions for full accounting and reporting for compatible Canon and third-party devices, pull printing, job routing, and powerful scan workflows.

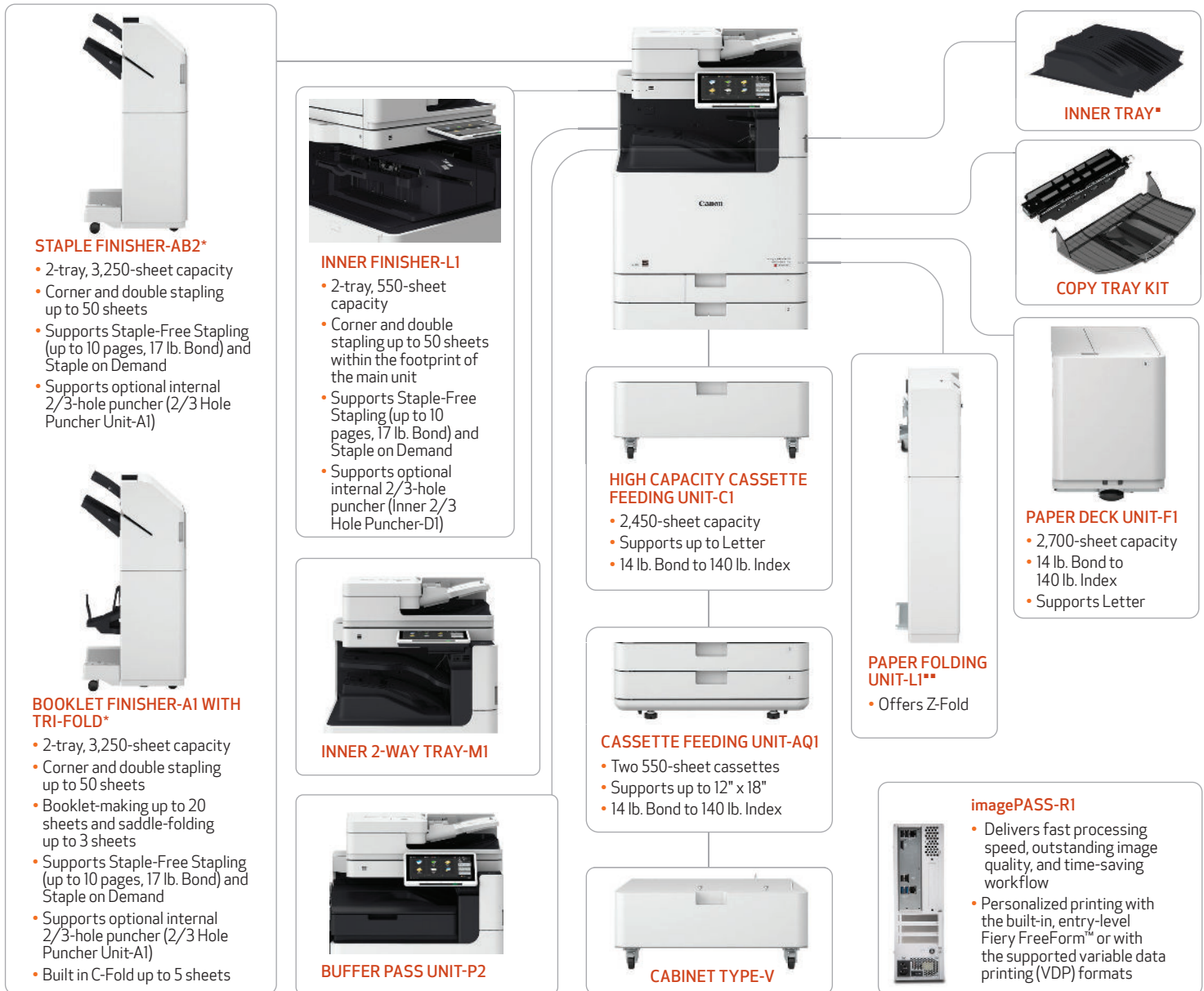


## SUSTAINABILITY

- A combination of fusing technologies and low-melting-point toner minimizes power requirements and helps achieve low energy consumption.
- Encourage environmentally conscious work practices by enabling multiple settings that can help save paper and energy.
- ENERGY STAR® certified and rated EPEAT® Gold<sup>5</sup>

## CONFIGURATION OPTIONS

## imageRUNNER ADVANCE DX C5800 Series



\* Requires Buffer Pass Unit-P2.  
 \* Required when Staple Finisher-AB2/Booklet Finisher-A1 with Tri-Fold or Inner Finisher-L1 is not installed.  
 \*\* Requires Buffer Pass Unit-P2 and either Booklet Finisher-A1 with Tri-Fold or Staple Finisher-AB2.

## Main Unit

### Type

Color Laser Multifunctional

### Core Functions

Standard: Print, Copy, Scan, Send, Store  
Optional: Fax

### Control Panel

10.1" TFT LCD WSVGA Color Flat-panel

### Memory

5.0 GB RAM

### Solid State Drive

Standard: 256 GB  
Optional: 1 TB

### Interface Connection

Network: 1000Base-T/100Base-TX/10Base-T,  
Wireless LAN (IEEE 802.11 b/g/n)  
Optional: Bluetooth Low Energy

### Others

Standard: USB 2.0 (Host) x1, USB 3.0 (Host) x1,  
USB 2.0 (Device) x1  
Optional: Copy Control Interface

### Paper Output Capacity (LTR, 20 lb. Bond)

Standard: 250 Sheets  
Maximum: 3,450 Sheets  
(with Staple Finisher-AB2 or Booklet Finisher-A1 with Tri-Fold and 3rd Copy Tray Kit-A1)

### Paper Sources (LTR, 20 lb. Bond)

Standard: Dual 550-sheet Paper Cassettes,  
100-sheet Stack Bypass  
Optional: Dual 550-Sheet Paper Cassettes  
(Cassette Feeding Unit-AM1), 2,450-Sheet  
High Capacity Paper Cassette (High  
Capacity Cassette Feeding Unit-C1),  
2,700-Sheet Paper Deck  
(Paper Deck Unit-F1)

### Paper Capacity (LTR, 20 lb. Bond)

Standard: 1,200 Sheets  
Maximum: 6,350 Sheets

### Finishing Capabilities

Standard: Collate, Group  
With Options: Collate, Group, Offset, Staple, Saddle-Stitch,  
Hole Punch, Staple Free Stapling, Staple On  
Demand<sup>6</sup>

### Supported Media Types

Multi-Purpose Tray: Thin, Plain, Recycled, Color, Heavy, Coated,  
Tracing, Bond, Transparency, Label,  
Pre-punched, Letterhead, Tab, Envelope  
Paper: Thin, Plain, Recycled, Color, Heavy, Bond,  
Cassettes: Transparency, Pre-punched, Letterhead,  
Envelope<sup>7</sup>

### Supported Media Sizes

Upper Cassette: Letter, Executive, Statement-R, Envelope  
[No.10 (COM10), Monarch, DL, ISO-C5],  
Custom Size (3-7/8" x 5-7/8" to 11-3/4" x  
8-1/2")  
Lower Cassette: 12" x 18", 11" x 17", Legal, Letter, Letter-R,  
Executive, Statement-R, Envelope  
[No.10 (COM10), Monarch, DL, ISO-C5],  
Custom Size (3-7/8" x 5-7/8" to 12" x 18")  
Multi-Purpose Tray: 12" x 18", 11" x 17", Legal, Letter, Letter-R,  
Executive, Statement, Statement-R,  
Envelope [No.10 (COM10), Monarch, DL,  
ISO-C5], Envelope Custom Size (3-7/8" x  
3-1/2" to 12-5/8" x 18"), Custom Size/  
Free Size (3-7/8" x 5-1/2" to 12-5/8" x 18")

### Supported Media Weights

Cassettes: 14 lb. Bond to 140 lb. Index (52 to 256 g/m<sup>2</sup>)  
Stack Bypass: 14 lb. Bond to 110 lb. Cover (52 to 300 g/m<sup>2</sup>)  
Duplexing: 14 lb. Bond to 140 lb. Index (52 to 256 g/m<sup>2</sup>)

### Print/Copy Speed (BW and Color)

C5870i: Up to 70 ppm (Letter); Up to 42 ppm  
(Letter-R); Up to 40 ppm (Legal);  
Up to 35 ppm (11" x 17")  
C5860i: Up to 60 ppm (Letter); Up to 36 ppm  
(Letter-R); Up to 34 ppm (Legal);  
Up to 32 ppm (11" x 17")  
C5850i: Up to 50 ppm (Letter); Up to 30 ppm  
(Letter-R); Up to 29 ppm (Legal);  
Up to 27 ppm (11" x 17")  
C5840i: Up to 40 ppm (Letter); Up to 24 ppm  
(Letter-R); Up to 23 ppm (Legal);  
Up to 21 ppm (11" x 17")

### Warm-up Time

From Power On: Approx. 6 Seconds<sup>8</sup>  
From Sleep Mode<sup>9</sup>  
C5870i: Approx. 7 Seconds  
C5860i/ C5850i/ C5840i: Approx. 6 Seconds  
Quick Startup Mode: Approx. 4 Seconds<sup>10</sup>

### Dimensions (W x D x H)

24-3/8" x 28-1/2" x 36-7/8" (620 x 722 x 937 mm)<sup>11</sup>

### Installation Space (W x D)

Basic: 44-7/8" x 45-3/4" (1,138 x 1,162 mm)  
(Right Cover Open with Multi-purpose  
tray extended + Cassette Drawers Open)  
Fully Configured: 73-1/2" x 45-3/4" (1,866 x 1,162 mm)  
(Staple Finisher-AB1 or Booklet Finisher-AB1  
with the extension tray extended + Paper  
Deck Unit-F1 + Cassette Drawers open)

### Weight<sup>12</sup>

C5870i: Approx. 238.1 lb. (108 kg)  
C5860i/ C5850i: Approx. 231.5 lb. (105 kg)  
C5840i: Approx. 229.3 lb. (104 kg)

## Print Specifications

### Print Resolution (dpi)

1200 x 1200

### Standard Page Description Languages

UFR II, PCL6, Adobe PS 3

### Supported File Types

PDF, TIFF, JPEG, EPS,<sup>13</sup> XPS

### Printing from Mobile Devices and Cloud-based Services

A range of standard and optional software and MEAP-based solutions (including AirPrint, Mopria, Universal Print by Microsoft<sup>®</sup>, Canon PRINT Business, and uniFLOW Online) are available to provide printing from mobile devices or internet-connected devices and cloud-based services depending on your requirements. Please contact your sales representative for further information.

### Fonts

PCL: 93 Roman, 10 Bitmap fonts, 2 OCR fonts,  
Andalé Mono WT J/K/S/T (Japanese,  
Korean, Simplified and Traditional Chinese),<sup>14</sup>  
Barcode Fonts<sup>15</sup>  
PS: 136 Roman

### Operating System<sup>16</sup>

UFR II/PS: Windows<sup>®</sup> 7/8.1/10/Server2008/  
Server2008 R2/Server2012/Server2012  
R2/Server2016/Server2019, Mac OS X  
(10.11 or later)  
PCL: Windows<sup>®</sup> 7/8.1/10/Server2008/  
Server2008 R2/Server2012/Server2012  
R2/Server2016/Server2019  
PPD: Windows<sup>®</sup> 7/8.1/10, Mac OS X(10.10 or later)

## Copy Specifications

### First-Copy-Out Time

C5870i: As fast as 2.7 seconds (BW)/  
3.7 seconds (Color)  
C5860i: As fast as 2.9 seconds (BW)/  
4.2 seconds (Color)  
C5850i: As fast as 3.3 seconds (BW)/  
4.9 seconds (Color)  
C5840i: As fast as 4.1 seconds (BW)/  
6.1 seconds (Color)

### Copy Resolution (dpi)

600 x 600

### Multiple Copies

Up to 999

### Magnification

25%-400% (1% Increments)

### Preset Reductions/Enlargements

25%, 50%, 64%, 73%, 78%, 100% (1:1), 121%, 129%,  
200%, 400%

## Scan Specifications

### Type

Single-Pass Duplexing Automatic Document Feeder

### Document Feeder Paper Capacity

Up to 200 Sheets (20 lb. Bond)

### Document Feeder Supported Media Sizes

11" x 17", Legal, Letter, Letter-R, Statement, Statement-R,  
Custom Size: 2-3/4" x 5-1/2" to 12" x 17"

### Document Feeder Supported Media Weights

Single-Sided Scanning: 13.3 lb. Bond to 80 lb. Cover (50 to 220 gsm)  
(BW, CL)  
Double-Sided Scanning: 13.3 lb. Bond to 80 lb. Cover (50 to 220 gsm)  
(BW, CL)

### Platen Acceptable Originals

Sheet, Book, 3-Dimensional Objects

### Pull Scan

Color Network Supported: ScanGear2 for both Twain and WIA  
Windows<sup>®</sup> 7/8.1/10/Server 2008/  
OS: Server 2008 R2/Server 2012/  
Server 2012 R2/Server 2016

### Scan Resolution (dpi)

Scan for Copy: 600 x 600  
Scan for Send: (Push) 600 x 600 (SMB/FTP/WebDAV/  
iFAX), (Pull) 600 x 600  
Scan for Fax: 600 x 600

### Scan to Mobile Devices and Cloud-based Services

A range of solutions is available to provide scanning to compatible mobile devices and certain cloud-based services depending on your requirements.

### Scan Speed (LTR) (BW/CL)

Single-sided Scanning: 135/135 (300 dpi), 80/80 (600 dpi)  
Double-sided Scanning: 270/270 (300 dpi), 160/90 (600 dpi)

## Send Specifications

### Destination

Standard: E-mail/Internet FAX (SMTP), SMB3.0, FTP,  
WebDAV, Mail Box  
Optional: Super G3 FAX, IP Fax

### Address Book

LDAP (2,000)/Local (1,600)/Speed Dial (200)

### Send Resolution (dpi)

Push: Up to 600 x 600  
Pull: Up to 600 x 600

### Communication Protocol

File: FTP(TCP/IP), SMB3.0 (TCP/IP), WebDAV  
Email: SMTP, POP3

### File Format

Standard: TIFF, JPEG, PDF (Encrypted, Compact,  
Searchable, Apply Policy, Optimize for  
Web, User Signature, PDF A/1-b, Limited  
Color, Device Signature, User Signature),  
XPS (Compact, Searchable, Device Signature,  
User Signature), Office Open XML  
(PowerPoint, Word)

## Fax Specifications (Optional)

### Modem Speed

Super G3: 33.6 Kbps  
G3: 14.4 Kbps

### Compression Method

MH, MR, MMR, JBIG

### Resolution (dpi)

400 x 400, 200 x 400, 200 x 200, 200 x 100

### Sending/Recording Size

Statement-R to 11" x 17"

### Fax Memory

Up to 30,000 Pages (2,000 jobs)

### Speed Dials

Max. 200

### Group Dials/Destinations

Max. 199 Dials

### Sequential Broadcast

Max. 256 Addresses

### Memory Backup

Yes

## Store Specifications

### Mail Box (Number Supported)

100 User In-boxes, 1 Memory RX In-box, 50 Confidential Fax In-boxes, Maximum 10,000 Pages (2,000 jobs) Stored

### Advanced Box

Communication Protocol: SMB or WebDAV

Supported

Client PC: Windows (Windows 8.1/10)

Concurrent Connections (Max.)

SMB: 64

WebDAV: 3

### Advanced Box Available Disc Space

Approx. 16 GB (Standard HDD)

Approx. 480 GB (With Optional 1 TB HDD)

## Security Specifications

### Authentication and Access Control

User Authentication (Picture Login, Picture and PIN Login, Card Login, Username and Password Login, Function Level Login, Mobile Login), Department ID Authentication (Department ID and PIN Login, Function Level Login), uniFLOW Online Express<sup>17</sup> (PIN Login, Picture Login, Picture and PIN Login, Card Login, Card and PIN Login, Username and Password Login, Department ID and PIN Login, Function Level Login), Access Management System (Access Control)

### Document Security

Print Security (Secure Print, Encrypted Secure Print, Forced Hold Printing, uniFLOW Secure Print<sup>18</sup>), Receive Data Security (Confidential Fax In-box Forwarding Received Documents Automatically), Scan Security (Encrypted PDF, Device Signature PDF/XPS, User Signature PDF/XPS, Adobe LiveCycle<sup>®</sup> Rights Management ES2.5 Integration), BOX Security (Mail Box Password Protected, Advanced Box Access Control), Send Data Security (Setting for requesting password input per transmission, Restricted E-mail/File send functions, Confirming FAX number, Allow/Restrict Fax Driver Transmissions, Allow/Restrict Sending from History, S/MIME Support), Document Tracking (Secure Watermark)

### Network Security

TLS 1.3, IPSec, IEEE802.1X authentication, SNMP V3.0, Firewall Functionality (IP/MAC Address Filtering), Dual Network Support (Wired LAN/Wireless LAN, Wired LAN/Wired LAN), Disabling Unused Functions (Enabling/Disabling Protocols/Applications, Enabling/Disabling Remote UI, Enabling/Disabling USB Interface), G3 FAX separation from LAN, USB Port separation from LAN, Prohibit the execution of files stored in Advanced Box in the MFP, Scan and Send-Virus Concerns for E-mail Reception

### Device Security

Protecting SSD Data [SSD Data Encryption (FIPS140-2 Validated), SSD Lock], Standard SSD Initialize, Trusted Platform Module (TPM), Job Log Conceal Function, Protecting MFD Software Integrity, Checking MFD Software Integrity (Verify System at Startup, Runtime Intrusion Detection)

### Device Management and Auditing

Administrator Password, Digital Certificate and Key Management, Audit Log, Cooperating with External Security Audit System (Security Information and Event Management), Image Data Logging, Security Policy Setting

## Environmental Specifications

### Operating Environment

Temperature: 50 to 86°F

Humidity: 20 to 80% RH (Relative Humidity)

### Power Requirements

C5870i/ C5860i/ 110-127 V, 60 Hz, 12 A

C5850i: 110-127 V, 60 Hz, 10 A

C5840i: 110-127 V, 60 Hz, 10 A

### Power Consumption

Maximum: Approx. 1,800 W

Standby: Approx. 56.1 W<sup>19</sup>

Sleep Mode: Approx. 0.8 W<sup>20</sup>

Typical Electricity Consumption (TEC) Rating<sup>21</sup>

C5870i: 0.86 kWh

C5860i: 0.71 kWh

C5850i: 0.57 kWh

C5840i: 0.47 kWh

### Standards

ENERGY STAR<sup>®</sup> Certified

Rated EPEAT<sup>®</sup> Gold

## Consumables

### Toner<sup>22</sup>

GPR-61L Toner BK/C/M/Y

GPR-61L Toner C/M/Y

### Toner Yield (Estimated @ 5% Coverage)

GPR-61L Toner

BK: 71,000 Pages

GPR-61L Toner

C/M/Y: 60,000 Pages

GPR-61L Toner

C/M/Y: 26,000 Pages

<sup>1</sup> Subscription to a third-party cloud service required. Subject to third-party cloud service provider's Terms and Conditions.

<sup>2</sup> Third-party SIEM system required. Subject to third-party SIEM system's Terms and Conditions. Canon cannot ensure compatibility with all third-party SIEM systems.

<sup>3</sup> This feature is off by default and must be turned on by the user. Warm-up times are affected once turned on.

<sup>4</sup> Requires additional option.

<sup>5</sup> For current EPEAT rating (Gold/Silver/Bronze), please visit [www.epeat.net](http://www.epeat.net).

<sup>6</sup> Finishing capabilities vary depending on the options connected.

<sup>7</sup> Envelope Feeder Attachment (standard) is required.

<sup>8</sup> Time from device power-on, until copy ready (not print reservation).

<sup>9</sup> Time from exiting Sleep mode to when printing is operational.

<sup>10</sup> Time from device power-on to when the copy icon appears and is enabled to operate on the touch panel display.

<sup>11</sup> Includes main unit and either Cassette Feeding Unit-AQ1, High Capacity Cassette Feeding Unit-C1, or Cabinet Type-V.

<sup>12</sup> Includes main unit, consumables, and Cassette Feeding Unit-AQ1.

<sup>13</sup> EPS can be printed directly only from the Remote User Interface.

<sup>14</sup> Requires the optional PCL International Font Set-A1.

<sup>15</sup> Requires the optional Barcode Printer Kit-D1.

<sup>16</sup> Other operating systems and environments, including AS/400, UNIX, Linux, and Citrix may be supported. Some of these solutions are chargeable. SAP Device Types are available via the SAP Market Place. For more information, contact your sales representative.

<sup>17</sup> No charge for this solution; however, activation is required.

<sup>18</sup> Requires uniFLOW Online/uniFLOW.

<sup>19</sup> Reference Value (measured one unit).

<sup>20</sup> 0.8 W Sleep mode not available in all circumstances due to certain settings.

<sup>21</sup> Based on ENERGY STAR Product Specification for Imaging Equipment Version 3.0.

<sup>22</sup> GPR-61L Toner also available for Color (C, M, Y). Yield (estimated @ 5% coverage) is 26,000 images.



Canon imageRUNNER ADVANCE DX C5870i  
Outstanding 70-ppm A3 Color MFP

Canon imageRUNNER ADVANCE DX C5860i  
Outstanding 60-ppm A3 Color MFP

Canon imageRUNNER ADVANCE DX C5840i  
Outstanding 40-ppm A3 Color MFP

As an ENERGY STAR<sup>®</sup> Partner, Canon U.S.A., Inc. has certified these models as meeting the ENERGY STAR energy efficiency criteria through an EPA recognized certification body. ENERGY STAR and the ENERGY STAR mark are registered U.S. marks. Canon, imageRUNNER, imagePASS, and the GENUINE logo are registered trademarks or trademarks of Canon Inc. in the United States and may also be registered trademarks or trademarks in other countries. Canon products offer certain security features, yet many variables can impact the security of your devices and data. Canon does not warrant that use of its features will prevent security issues. Nothing herein should be construed as legal or regulatory advice concerning applicable laws; customers must have their own qualified counsel determine the feasibility of a solution as it relates to regulatory and statutory compliance. McAfee and the McAfee logo are trademarks of McAfee LLC in the US and/or other countries. All other referenced product names and marks are trademarks of their respective owners. All features presented in this brochure may not apply to all Series and/or products and may be optional; please check with your Canon Authorized Dealer for details. Product shown with optional accessories. Canon U.S.A. does not provide legal counsel or regulatory compliance consultancy, including without limitation, Sarbanes-Oxley, HIPAA, GLBA, Check 21 or the USA Patriot Act. Each customer must have its own qualified counsel determine the advisability of a particular solution as it relates to regulatory and statutory compliance. Specifications and availability subject to change without notice. Not responsible for typographical errors.

©2022 Canon U.S.A., Inc. All rights reserved.

Federal Law prohibits copying of certain documents. Violators may be subject to penalties. We suggest that you check with your own legal counsel. Canon U.S.A., Inc. and Canon Canada, Inc. intend to cooperate with Law Enforcement Agencies in connection with claims of unauthorized copying.



Trellix

CANON  
GENUINE  
TONER, CARTRIDGE  
& PARTS



To learn about Canon's many awards, visit  
[usa.canon.com/awards](http://usa.canon.com/awards).



May 2, 2024

PROPOSAL FOR

# SOUTHWEST HEALTH & HUMAN SERVICES

Prepared by:

Lance Bonn

Sales Manager  
605.444.2015

Lance.bonn@marconet.com

Expiration Date: 5/31/24



Managed Services



Copiers & Printers



Audio Visual



Business IT Services

Qty	Description
1	Konica Bizhub C450i

**Specifications**

- 45 Monochrome Pages Per Minute
- 45 Color Pages Per Minute
- 150 Sheet Bypass Tray
- (2) 500 Sheet Paper Tray's
- (1) Large Capacity Paper Tray
- 50-Sheet Internal Stapling Finisher
- 150 Sheet Single Pass Document Feeder
  - Scans two sided documents in a single pass
- Network Scanning
  - Scan to E-Mail/Network Folder/USB
  - Blank page removal feature
  - Scan Preview and Edit from touchscreen
- Scan to E-Mail/Network Folder/USB
- Automatic Duplexing
- Network Printing (PCL & Postscript Drivers)
- Google Cloud Print and Apple Air Print
- Secure Print Options
- Mailbox/ User Box
- Customizable touchscreen display



**LEASE PROGRAM**

Leasing allows you to build equity in your new digital system without paying the initial capital investment. Marco offers flexible lease plans to accommodate your budget. Following are lease options for your consideration:

- **60 Month Lease** ..... **\$114.90/Month**

**SERVICE AND SUPPLIES**

The service and supply contract includes all parts, labor, mileage, drums, toner, and developer—except paper and staples.

**SERVICE & SUPPLIES**..... **\$107.50/Month**

- Monochrome Prints **included** per Month: 7,000
- Monochrome Print Overages: .0045 /Print
- Color Prints **included** per Month: 2,000
- Color Print Overages: .038/Print

**DELIVERY, INSTALLATION, INITIAL SUPPLIES AND INITIAL TRAINING**

Delivery, Installation, Initial Supplies & Initial Training.....Included

Accepted by: \_\_\_\_\_ Date: \_\_\_\_\_

By signing this proposal, you are authorizing Marco Technologies LLC to order, install and invoice the above listed equipment.



**MARCO SUPPORT DESK (RECOMMENDED OPTION)**

Our network and hardware technicians support hardware malfunctions, connectivity and device settings. You can receive support directly from your workstation or we can also provide interactive, remote sessions. Remote work allows our staff access to your computer, so we can walk you through the solution visually.

- Live-call answer Monday-Friday, 8:00 a.m. to 5:00 p.m.
- Setting up scan to e-mail folder and desktop solutions.
- Help with duplex printing, desktop publishing, booklet printing, etc.
- Identification of solutions for device connection and printing
- Support with Sharp, HP, Lexmark, Konica Minolta, Kyocera, Canon, and Toshiba
- Proficiency with both Windows and Mac
- Coordination with IT staff members to resolve server issues.

**1-5 Devices ..... \$10.00/Month\***

*The above pricing does not include applicable sales tax.*

Accepted by: \_\_\_\_\_ Date: \_\_\_\_\_

By signing this proposal, you are authorizing Marco Technologies LLC to order, install and invoice the above listed equipment.



Search    [Search Results](#) [Saved Searches](#) [Actions](#)

Select Domain **All Domains**

Filter By

**Keyword Search**  
For more information on how to use our keyword search, visit our help guide

**Simple Search** **Search Editor**

Any Words  All Words  Exact Phrase

Showing 1 - 25 of 583 results

Sort by

**Comprehensive Everglades Restoration Plan, Broward County Water Preserve Areas, Contract 2.1, C-11 Impoundment Land Clearing, Broward County, Florida**

**Notice ID: W912EP24Z0036**

This announcement constitutes a Source Sought Synopsis. This announcement seeks information from industry and will only be used for preliminary ...

Department/Ind.Agency	Subtier	Office
DEPT OF DEFENSE	DEPT OF THE ARMY	W074 ENDIST JACKSONVILLE

**Contract Opportunities**

Current Response Date: **May 17, 2024 at 01:00 PM CDT**

Notice Type: **Original Sources Sought**

Updated Date: **May 3, 2024**

Published Date: **May 3, 2024**

---

**CIMOLAI S.P.A.** ● Active Registration

Unique Entity ID	CAGE Code	Physical Address
MAKFFG8LH84	AN890	VIALE PASTEUR 49,SCALA C,PIANO 4, INT.8, ROMA, 00144 ITA

Entity

Expiration Date: **May 3, 2025**

Purpose of Registration: **All Awards**

---

**ZORZETTO MARIO SRL** ● Active Registration

Unique Entity ID	CAGE Code	Physical Address
DEBKYBBM3BG3	A6441	VIA CALDEROZZE 7, GAJARINE, TUV 31018 ITA

Entity

Expiration Date: **May 2, 2025**

Search    [Search Results](#) [Saved Searches](#) [Actions](#)

Select Domain **All Domains**

Filter By

**Keyword Search**  
For more information on how to use our keyword search, visit our help guide

**Simple Search** **Search Editor**

Any Words  All Words  Exact Phrase

Showing 1 - 3 of 3 results

Sort by

**LOFFLER COMPANIES, INC.** ● Active Registration

Unique Entity ID	CAGE Code	Physical Address
RQ9LWXQ3MDA4	ITL30	3745 LOUISIANA AVE S, ST LOUIS PARK, MN 55426 USA

Entity

Expiration Date: **Mar 25, 2025**

Purpose of Registration: **All Awards**

---

**EXECUTIVE FRAMEWORKS LTD** ● Active Registration

Unique Entity ID	CAGE Code	Physical Address
LNCSPRZMTGX5	5TVV6	972 GREEN BAY RD, GLENCOE, IL 60022 USA

Entity

Expiration Date: **Aug 3, 2024**

Purpose of Registration: **All Awards**

---

**CAMILLIA PERRY** ● Active

Unique Entity ID	CAGE Code	Physical Address
(blank)	(blank)	PALM BAY, FL 32909 USA

Exclusion

Classification: **Individual**

Activation Date: **OCT 19, 2012**

Termination Date: **Indefinite**

1 of 1 Results per page: 25

# The Computer Man, Inc.

1105 Canoga Park Drive  
 Marshall, MN 56258  
 Phone (507) 532-7562  
 Fax (507) 532-2680  
 www.tcmi.com

4/29/2024

Quote # 623035



## Quote

business partner



**Microsoft** Partner

Silver Midmarket Solution Provider



Prepared For

Southwest Health & Human Services  
 607 West Main Street Suite 100  
 Marshall, MN 56258


Description	Qty	Price	Extended Price	PO Number	Terms	Rep
					Net 10 Days	MWT
Ricoh FI-8170 SCANNER PA03810-B055* *Govt Price	6	962.29	5,773.74			
Thank you for your business.				<b>Subtotal</b>		\$5,773.74
				<b>Sales Tax (6.875%)</b>		\$0.00
				<b>Total</b>		\$5,773.74

[← Continue Shopping](#)

## Shopping Cart

Save to Cart Email Cart

ADD ITEM TO CART  
Enter CDW# or MFG# **Add**

ITEM	AVAILABILITY	PRICE	QUANTITY	ITEM TOTAL
 <p><b>Ricoh fi-fi-8170 - document scanner - desktop - Gigabit LAN, USB 3.2</b> MFG Part: PA03810-B05S CDW Part: 6910509 UNSPSC: 43211711</p>	<p><b>In Stock</b> Get it Wednesday, May 1 if ordered within 0 hrs 56 mins.</p>	<p><del>\$999.99</del> <b>\$962.49</b> Sourcewell 121523-CDWG Tech Catalog</p>	<p>6</p>	<p>\$5,774.94</p>

ADD SAVED CART

Choose Saved Cart **Add** Save to Cart Email Cart

[Update All](#) | [Remove All](#)

### Order Summary

Subtotal: **\$5,774.94**

Tax and Shipping calculated at checkout.

Lease Option Pricing ⓘ  
\$167.53 / Month

**Checkout**

Quote

Search All Words e.g. 1606N020Q02

Search Results Saved Searches

Actions

Select Domain All Domains

Filter By

**Keyword Search**  
For more information on how to use our keyword search, visit our help guide

Simple Search Search Editor

Any Words All Words Exact Phrase

e.g. 1606N020Q02  
cdw

Federal Organizations  
Enter Code or Name  
Status Active

Showing 1 - 6 of 6 results

Sort by Date Modified/Updated

R702--VISN 10 Pharmacy, Drug Shortages API Feed

Contract Opportunities

Notice ID: 36C25024Q0486

The purpose of this solicitation amendment is to answer questions from industry. I have reviewed the RFQ and there does not appear to be a specific...

Current Date Offers Due April 12, 2024 at 12:30 PM CDT

Notice Type Updated Combined Synopsis/Solicitation

Updated Date Apr 10, 2024 (2) Published Date Apr 10, 2024

Department/Ind.Agency: VETERANS AFFAIRS, DEPARTMENT OF; Subtier: VETERANS AFFAIRS, DEPARTMENT OF; Office: 250-NETWORK CONTRACT OFFICE 10 (36C250)

CDW Government LLC Active Registration

Entity

Unique Entity ID: PHZ28SJSCM1; CAGE Code: 1KH72; Physical Address: 230 N MILWAUKEE AVE, VERNON HILLS, IL 60061 USA

Expiration Date Mar 13, 2025

Purpose of Registration All Awards

DD01--RFI for DSM EHRM Support Services (VA-24-00044404)

Contract Opportunities

Notice ID: 36C10B24Q0224

Department of Veterans Affairs (VA), Office of Information & Technology (O&T), Request for Information (RFI) 36C10B24Q0224; Data Migration Management...

Current Response Date March 08, 2024 at 11:00 AM CST

Notice Type Original Special Notice

Updated Date Feb 28, 2024 Published Date

Department/Ind.Agency: VETERANS AFFAIRS, DEPARTMENT OF; Subtier: VETERANS AFFAIRS, DEPARTMENT OF; Office: TECHNOLOGY ACQUISITION CENTER NJ (36C10B)

Search All Words e.g. 1606N020Q02

Search Results Saved Searches

Actions

Select Domain All Domains

Filter By

**Keyword Search**  
For more information on how to use our keyword search, visit our help guide

Simple Search Search Editor

Any Words All Words Exact Phrase

e.g. 1606N020Q02  
"Computer Man"

Federal Organizations  
Enter Code or Name  
Status Active Inactive

Showing 1 - 25 of 63,549 results

Sort by Date Modified/Updated

Sources Sought Notice - Network Attached Storage Solution USMA

Contract Opportunities

Notice ID: W911SD24R0118

THIS IS A Sources Sought Notice ONLY. The U.S. Government desires to procure a network attached storage solution for the Department of ...

Current Response Date May 10, 2024 at 11:00 AM CDT

Notice Type Original Sources Sought

Updated Date May 3, 2024 Published Date May 3, 2024

Department/Ind.Agency: DEPT OF DEFENSE; Subtier: DEPT OF THE ARMY; Office: W6QM MICC-WEST POINT

Oasys PRIMER Software Lease for Crash Simulation

Contract Opportunities

Notice ID: 693JJ924Q000023

\*\*PLEASE READ THIS NOTICE CAREFULLY AS IT CONSTITUTES THE ONLY NOTICE THAT WILL BE ISSUED\*\*

Current Date Offers Due May 08, 2024 at 12:00 PM CDT

Notice Type Updated Combined Synopsis/Solicitation

Updated Date May 3, 2024 (1) Published Date May 3, 2024

Department/Ind.Agency: TRANSPORTATION, DEPARTMENT OF; Subtier: NATIONAL HIGHWAY TRAFFIC SAFETY ADMINISTRATION; Office: 693JJ9 NHTSA OFFICE OF ACQUISITION

Exacqvision Recorders

Contract Opportunities

Notice ID: 47QSEA24Q20251

This procurement is a one-time delivery order under NAICS 334111 for the following:

Current Date Offers Due May 24, 2024 at 04:00 PM

# May 2024

## GRANTS ~ AGREEMENTS ~ CONTRACTS

### for Board review and approval

- Ethical Solutions (Mankato, MN)** – 05/01/24 to 12/31/25; guardianship services as needed, \$50/hour, not to exceed \$2500/year per client (NEW).  
*Fiscal Note:*
  
- Ethical Solutions (Mankato, MN)** – 05/01/2023 – open; agreement covering data sharing, HIPAA and privacy rules for new guardianship services (NEW).  
*Fiscal Note: N/A*

- Signatures None
- Signatures Partial
- Signatures Completed